

Palm Reading
Plain
And
Simple

Madame Gorgonzola's

Palm Reading
Plain
And
Simple

By
Dean Montalbano

Madame Gorgonzola's

Palm Reading- Plain And Simple

Written By Dean A. Montalbano
Edited By Rick Perez
Commentary By Madame Gorgonzola

Copyright 2005
Dean Montalbano

ALL RIGHTS RESERVED Leaping Lizards Publishing Company, P.O. Box
690036, Orlando, Florida, 32869

ISBN 1-932086-97-8

All the information in this book should be considered anecdotal. Any concerns regarding legal, emotional, health, psychological or financial related issues should be directed to paid professionals in those respective fields.

This Book Is Dedicated to:

Claudette

Can't dance, and it's too wet to plough!

Special Thanks To:

Sandy

John

James

Rose

Rick

and

Alan

About The Cover Artist

John Ekblom is an American Urban Folk artist whose passion for people, art and relationships can be seen in his vividly colored paintings.

His renditions of women depict their color, companionship, and passion but only the way a man can see things. "Over the years, women have been painted in many different ways by many different artists. I think my girls are kind of a mix of every painting of a woman I have seen but much more whimsical, spicy, and unapologetic."

John's art has been featured on TV and in local newspapers and magazines and in private collections in the United States and overseas.

Visit John on the Internet at JEKBLOMART.COM



INDEX

Introduction	-----12
Ch 1 To Begin	-----15
Ch 2 The Mountains	
Venus, Mars & Jupiter	-----24
Ch 3 The Mountains	
Saturn, Apollo, Mercury	
Luna and Neptune	----- 38
Ch 4 Hand Shapes	-----52
Ch 5 The Lines	
Life & Head	----- 64
Ch 6 More Lines	
Heart, Simian and Fate	----- 78
Ch 7 Special lines	
Sun, Mercury, Jupiter	
Venus Girdle & Via Lasciva	----- 92
Ch 8 The Fingers	----- 106
Ch 9 The Phaanges	----- 118
Ch 10 Shapes and Designs	----- 132
Ch 11 Cuts, Burns, Warts & Scars	----- 144
Ch 12 Jewelry and Changing The Hand	----- 158
Appendix	----- 169

INTRODUCTION

A Foreword From Madame Gorgonzola

*This book will give you your “B.A.” in Palm Reading,
that stands for: **BAD-ASS!!***

*Most books on Palm Reading are badly organized and just tell you “this means this” and never explain WHY. Then, when the newbie palm reader comes across something that was NOT in the book, they are up the proverbial creek sans outboard motor...
So, this little gem was created!*

Being Bad-Ass is not about being BAD or making an ass of yourself, it is about attitude, and knowing when and how to throw it around. You can't do that unless you KNOW what you are doing!

*Now, Madame
has been reading since she was a little girl, so all of 5 years Ok, give or take 50. If you want to put a voice to the name, imagine a cross between The Old Lady from the Golden Girls and the Russian spy from the old Bullwinkle cartoons, and you can pretty much imagine me sitting there chatting with you right now.*

Madame Gorgonzola is NOT a teacher, so enter Dean Montalbano. Dean is a reader I know quite well in Orlando, Florida, and he does about three thousand readings on a good year. He is also a teacher who can share what he knows better than I can and he has more patience.

Dean knows his stuff, but he's a bit dry, so I plan to spice it up here and there. (Madame adjusts her Panties.)

Madame G

Foreword By Dean Montalbano

Working with Madame certainly keeps things spicy and there is never a dull moment when she is around.

One of the things I'd like to make clear about Madame Gorgonzola's book series is that, although the tone is intentionally tongue in cheek, the information you will find in here is both real and advanced.

I try to teach classes that begin with the basics, and build up to intermediate and advanced material as quickly as possible. So please keep this in mind as you read this book. Each chapter is based upon the information that precedes it, and it is structured very much like one of my classes.

To get the MOST out of this text, make sure you understand the material in a given chapter before moving on to the next.

Welcome, and I hope you enjoy this excursion into the fun and fascinating world of palmistry.

Dean Montalbano

Chapter One

To Begin

Roughly eighteen years ago, I authored a small booklet on palm reading which has been long out of print. That small booklet was about ten pages and was a very basic primer, and yet that booklet sold thousands of copies before I allowed it to go out of print. One of the reasons that I allowed it to go out of print was that I felt it was incomplete. While it was an excellent primer, it left out a lot of the information and the subtlety which I learned about palm reading over the years.

The book that you now have includes all of the material from that original booklet plus a lot of new material that people simply won't learn anywhere else. If you've done any sort of studying of palm reading, you have probably taken the approach that most people have – you have run out and gotten a few books. What you found was that most of the books were really bad.

The truth of the matter is that palm reading is one of those things that is very hard to learn from a book, because it crosses over into various disciplines. The other reason that palm reading tends to be a challenge for most people is that they are only looking at their hand. Throughout this course, I will try to give you some suggestions on how you can get practice and learn from other people and some of the best ways to learn how to read palms as well as some ways to remember the information.

Another thing about palm reading is that you have to learn the principles on which palm reading is based, and then learn how to adapt that information as you go based on what you see in a hand. No palm reading book or seminar could ever hope to have every single combination of the human hand.

One of the things that I do that is very different from most teachers is that I teach you systems and principles on which these forms of divination or personality analysis are based. When I teach tarot - how to read with cards - I teach a system of tarot rather than telling you exactly what a card means because, from

one deck or another, the meanings change. This was covered extensively in “Madame Gorgonzola’s Tarot With ‘Tude,” which is written in a light hearted manner and is one of the most thorough beginner’s Tarot books you will ever find.

Likewise, the meanings of the hands, fingers and mountains do indeed change, depending entirely on the person for which you are reading. I have been reading cards, palms and other things for thirty two years. I started originally reading Tarot cards, and I do about 3,000 readings a year.

My background is also as a hypnotist in Orlando, Florida. I work with people to stop smoking, lose weight, as well as a variety of other topics, using hypnosis and holistic sensory response techniques as my primary tool. Because of that, I tend to use a lot of hypnotic teaching as well. That is, in many respects this book is designed to be somewhat overwhelming. It is designed to give you too much information all at once. It is designed to keep you kind of spinning in a certain way so that this information goes into your mind on an unconscious level.

A Moment With Madame

My background is I have plenty of attitude, and I know what I am doing. By the time Dean and I are done with you... You’ll know what you are doing as well!

Madame G.

This class has evolved over the years, growing larger with each teaching of the class. I believe that currently this book has the most complete representation of everything you are going to learn. One of the most important places for us to start is to figure out what the heck is palm reading. Is it a science? Is it an art? Or to put it another way: is palm reading one of the “-ologies” or one of the “-mancies”?

In new age and psychic disciplines there are different types of studies. There are the “-ologies”: things like Astrology, which is

the study of the stars and the planets, Graphology, the study of handwriting analysis, and Cheirology, the scientific art of palm reading.

The “-ologies” are sciences; they study trends and tides. Observations about one thing, such as a planet or the line in a hand and what it means in relation to other things.

Then we have the “-mancies.” The “-mancies” are the psychic arts. Cartomancy is the telling of fortunes or doing a psychic reading using cards. Geomancy is a form of divination that involves mathematical numbers or patterns. Then there is Cheiromancy and that is the psychic art of palm reading. Unlike almost every other divinatory practice in the world, palm reading has two types of thinking. Palm reading is both cheiromancy and cheirolgy; that is it, is both an art and a science.

In this course, you will learn both, this is another difference from most books. Typically, most people who attempt to teach palm reading try to do it in just one way. They focus on strictly the scientific aspect, which is great if you are very analytical; or they focus strictly on the psychic or the intuitive aspect, which is wonderful if you consider yourself very intuitive.

Now, I personally believe that everybody can throw a ball and that everyone can learn to throw a ball better, although not everybody will be a professional baseball player. Everyone is intuitive or psychic. Everyone is analytical. You can learn to be more of those things. Whether or not you will ever choose to become a professional palm reader, well that’s another matter, but this book is certainly a good place to start.

We will be discussing both the scientific aspects of palm reading and the psychic or intuitive aspects of palm reading. For that reason I encourage you to take some time to make friends with your own unconscious mind.

We are going to take some time to discuss the mountains of the

hand, the fleshy mounds in the palm. You'll learn how to tell if a mountain is over- or under-developed and what that means. You'll learn how to put all of these things together in an unconscious kind of way, as well as learning about the hand shapes, the finger shapes and how those different elemental hand shapes combine. That's something you won't see discussed in many palmistry courses.

Later, we're going to try to put it all together for you using some simple hypnotic trance in written form. We'll talk about the mountains, the elements, and then we'll move into the major lines in the hand – the lifelines, the head line, the heart and fate lines, as well as some of the unusual things that might exist.

From there we'll move into how those lines interplay with the fingers, with the mountains, with the valleys of that hand. We'll talk about the finger shapes and the sections of the fingers and what they indicate. We'll talk about the nails, the thumb. We'll be discussing unique shapes that might appear in the hand, things like stars or triangles. One of the things that I have never seen covered in print by any other palm reading book, although I'm sure it exists, is what I consider some of the bonus material in this book: discussions of cuts, burns, scars, warts, and a discussion of what those things mean when you are doing a palm reading. Also included in the bonus material will be a discussion of jewelry and how jewelry can be used and how it may affect your energy. Often people will wear a piece of jewelry habitually without any thought, they just kind of throw it on. Jewelry affects your hand, the energy of your hand, and so the energy of your life.

We'll talk about how you can change the energy in your hand should you find or feel that there is something about your hand that is holding you back or limiting you. So with that in mind, as you read these words and imagine my voice, I'd like to encourage you to put yourself into a safe, comfortable place where you can allow your mind to drift for a moment and look down into your own hand. It doesn't matter whether you choose to use your left hand or your right hand. You might have chosen the left one -

that might be the right one to choose. Or perhaps, the proper hand will be the other one, the one that is left.

Take a moment to take a deep breath as you look into your hand and notice at the base, at the wrist, the lines or the creases that form where your hand joins with your wrist. Take a moment to recognize that that is a connection between your body, between your being, and that hand. Our hands are the ways that we direct our thoughts and our will out on the earth when we write, when we type, when we pick up a piece of clay and form it into something, when we tap out a tune that we hear. And as you continue looking in that hand, imagine if you can, that that palm reflects things about every part of your being. Scientists have shown that the DNA from any part of your body carries all the information needed to recreate the entire body.

If a planet is ill, the beings on that planet also will be ill. You need only to examine one of those beings to recognize the problems on the rest of that planet. So too it is with a human being. We are a system, a micro-system, and as you look in that palm, perhaps you can recognize a connection and become aware of the ways in which other things in your life and other things in your body can go into and be reflected within that palm.

From the wrist you can trace that large line that circles around the base of the thumb, the life line. You might even look at your hand and imagine that line being emblazoned with white light. To the side of that line and at the base of the thumb a fleshy ball that you will learn to be called a mountain, the Mountain of Venus. And you can almost take a moment to imagine that ball, that mountain, as being a real mountain, tall and majestic, standing higher than the others and covered with snow and so very close to the sun. And it might be interesting, would it not, to take a moment to imagine the energy of that sun being pulled into that mountain and spreading through the lines to the other sections of the hand and radiating out through the fingertips.

If you turn your hand over now and look at the back, notice with

some interest in your imagined eye light radiating forth from each of those fingers, reaching out. And now imagine that same white light radiating backward up the arm and into your mind, body, spirit in such a way that you are really able to feel the connection with that knowledge, with that wisdom, and as you hear these words and hear this voice impart various pieces of information, your unconscious mind can, you know, be recording all of this easily and effortlessly so that when you look at a hand of another being, one can realize that you are looking at their white light and sharing with them something very special as you yourself understand what is there even if you don't know how you know you know the knowledge that you'll have now. And allowing that energy and that white light to come back into your body now and take a moment to reorient to the room.

That's an example of a little mini-trance that I'll invite you to enter several times throughout this course. Keep in mind that this course is something that will learn and grow with you. The first time you read it you will take in a degree of the information that is there. The second time you read it, even more and the more you practice and the more you learn palm reading the more that you'll find you know even more than you thought you knew – you know?

So, I'd like to suggest that you make photocopies of your own hands and, if you can, get four or five other people that you know to make photocopies of their hands as well. The illustrations in this book use strictly a right hand. Also remember, you only have one hand to look at – your own. Sometimes when people read a palmistry book they keep looking at their own hands and going “but, I don't have that.” Well, you are not just trying to learn how to read for yourself. One of the things that is very different about this palm reading course is that I'm going to be teaching you systems; systems that you can apply to you own life and to other people easily and effortlessly.

A Moment With Madame

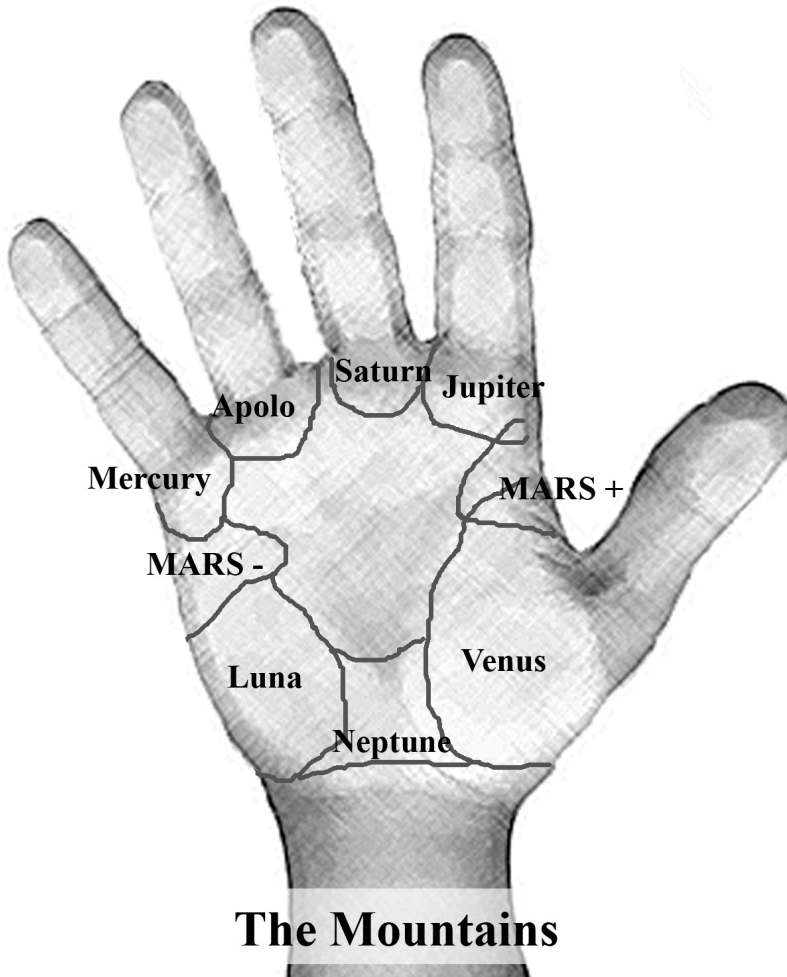
Dahrlink's, Please remember that reading someone's palm is a very intimate thing. You touch them, you hold their hand in yours. You feel their electric shivers coursing through your elderly veins stirring long forgotten passion in your nether regions that have remained dormant for years. As you stroke the length of their flesh and feel that fold where parts join, and think back to wild times of long forgotten spring time youth..... Uh..... Sorry...

Madame has been single too long!

Go Get Busy and READ babies!

Madame G.

Chapter Two



The Mountains

We are going to begin by examining what are called the “mountains.” Mountains are the fleshy balls located in the palm of the hand. At the base of the thumb for instance, most people have a very pronounced fleshy portion – that’s called the Mountain of Venus. If you look at Figure #1 it shows an outlined, highlighted Mountain of Venus.

One of the things that I would like you to keep in mind is that when you do a palm reading, the process is holographic, meaning you take all of the information into account. The only way that we can learn how to read a palm is one thing at a time. So as you are learning this information, keep in mind that it is only one piece of the puzzle. If you see an indication on someone’s Mountain of Venus that they might not be feeling well or something else, you’ll also be looking for other indications of the same thing. If you only see one indication of a problem or a benefit, it’s often a good idea to play that down. Please be patient with yourself as you add to your information one thing at a time.

Madame Reminds
One of the things
that I would like
you to keep in
mind is that when
you do a palm
reading, the proc-
ess is holographic.

Mountain of Venus

Let’s begin with the Mountain of Venus. The mountains in general, can be thought of as reservoirs or batteries. You could also think of them kind of like a water balloon. In this case, what they are holding isn’t water – the mountains contain energy. The mountains in the hand are basically a storehouse of the available energy that you have



to deal with whatever aspect of life that mountain governs.

Highly connected to astrology, you'll find that palm reading uses many of the same terms as astrology. We talk about the Mountain of Venus and of the Mountain of Jupiter and Saturn, and in many ways the meanings of these mountains relate very closely to the astrological meanings of those planets. The mountains are reservoirs; they are storehouses of energy, energy that you have to overcome difficulties, or to triumph in your life. If you think of it, a reservoir that is too full, one that is bulging at the seams, will indicate a blockade – energy that is stopped up or that is being prevented from moving and becoming useful in your life. It could indicate that you are saving up and stockpiling the energy for something later. A reservoir that is almost empty indicates a lack of whatever resource it is that you are trying to gather up. If there's no water building up behind the dam, there is a drought somewhere up stream. On the other hand, a healthily filled reservoir that looks good and that has all of its walls, seams, and barriers intact suggests a good amount of energy.

Madame Reminds
You'll find that palm reading uses many of the same terms as astrology.

What does all that mean when it comes to the mountains in the hand? Well think of the Mountain of Venus as being a reservoir of energy. Whenever you examine any mountain in the hand, you want to make a determination as to whether or not the mountain is over-developed, under-developed, or well-developed. You'll hear me use those terms throughout our discussion about mountains.

An over-developed mountain is one that, in comparison to the rest of the hand, or in comparison to the average hand, is very large, very full or red; when you press it, it might be very hard or callused.

An under-developed mountain is a mountain that is very small in comparison to the other mountains in the hand. It might be concave – that is it might have a little dip in it – rather than puffing up like a mountain should, or it might be a very large mountain that happens to be very soft and flaccid.

A well-developed mountain is an average mountain, neither over-, nor under-developed.

The Mountain of Venus in Figure #1, that large fleshy pad at the base of the thumb, represents the reservoir of life energy in your hand. Basically, the Mountain of Venus is the overall amount of energy that you have to overcome difficulties in your life, to solve problems, challenges. Venus will often also talk about the overall state of emotional and mental health. When you look at the Mountain of Venus, you begin by pushing on it, feeling it, kind of getting a sense of “is it an average, normal, well-developed Mountain of Venus” or is it over or under-developed?

***Madame Rants
Dahrlinks– if nothing else, Palm
Reading gives you
a chance to hold a
hottie’s hand for a
while!***

An over-developed Mountain of Venus would suggest somebody with almost too much life force, too much life energy. These can be people who are over-achievers or very high-stressed. A very over-developed Moun-

tain of Venus suggests that person is very prepared and very able to defend themselves but they may be looking for things to be defensive about.

Madame Reminds
Venus deals with health, well-being, and your sense of security.

Venus deals with health, well-being, and your sense of security. One way to remember it is to think about the statue of Venus de Milo, that famous Greek statue with no arms. Imagine the stamina that took that statue to survive, even in the way that it did, all of these years. If, when you look at the Mountain of Venus, you think to yourself, “Ah, stamina,” that’s a good idea of what that mountain is about.

Over-developed means too much stamina- an overachiever. Perhaps that person is currently involved in a battle in their life.

Under-developed means that that person may have recently come from a battle, their energy is depleted, they are very run down. Somebody with an under-developed Mountain of Venus should be cautioned to take it easy and not to take their problems or their challenges too terribly seriously, lest they wear themselves out physically.

Madame Rants
I would rather get my battery charged than my garters snapped...

I don't know about you!

I usually think of the Mountain of Venus as being THE battery where you get most of your energy from. Now again, bear in mind, if all of the mountains in the hand are extremely over-developed, you might be inclined to read them all as being average or well-developed, since they are all the same. The more hands you touch and the more hands you feel, the more you will get a knack for judging whether a mountain is over-, un-

der-, or well-developed and that is strictly a subjective judgment. You'll base it upon the other mountains in the person's hand.

To stereotype, many men will have an extremely over-developed Mountain of Venus.

Sometimes people will ask, "Well, which hand do I look at? Do I look at the right hand, or do I look at the left hand?" The answer is, yes! You look at both. Typically, the dominant hand, for most people the right hand, represents where you are now, where you are heading in the future. It isn't necessarily about predicting the future, although it will give you a good indication of where they are going. The non-dominant hand, for most people the left hand, is your past and your potential. Sometimes you will see someone with a very afflicted left hand, suggesting lots of problems in their past; therefore, those problems are potentially there as well. If you then look at the right hand and it looks great, that means that this person has gone through a tremendous transition in their life.

***Madame Reminds**
I usually think of
the Mountain of
Venus as being
THE battery where
you get most of
your energy from.*

Occasionally, people will say that they do everything with both hands. Whichever hand they write with will tend to be their dominant hand, but you definitely look at both and compare them. So the Mountain of Venus is the overall amount of energy you have to overcome difficulties in your life, your stamina.

Mountains of Mars



Now how you use that energy to overcome difficulties is largely dictated by the next set of mountains, in Figure #2, The Mountains of Mars. There are two Mountains of Mars, often referred to as positive and negative, or upper and lower. That doesn't mean that one of them is good and one of them is bad. The Mountain of Mars Upper, which is the one closest to the thumb, represents how you will defend or use your aggressions for yourself. The Mountain of Mars Lower, which is the one closest to the pinkie, directly across the hand from the Mountain of Mars Upper, represents how you fight for other people.

We'll start by looking at the Mountain of Mars Upper. In some people, between the Mountain of Venus and the Mountain of Jupiter, at the base of the first finger, you'll find a very pronounced Mountain of Mars Upper, but in most cases, the Mountain of Mars Upper will be bisected by several lines. Sometimes you will actually see a line forming a wall between the Mountain of Venus and the Mountain of Mars Upper. That line indicates typically what I refer to as the "boiling point" – that is, you will deal with a lot of stuff, but when people reach that mark, that line, you blow up.

***Madame Reminds
Mars is the planet
of aggression– but
that doesn't mean
your readings have
to be aggressive.
Slow and Gentle,
like all the men in
Madame's life!***

Considering the Mountain of Mars Upper deals with aggression, fighting, and defending yourself, if it's over-developed it indicates somebody who is always on the defen-

sive, always ready to fight, perhaps a little too aggressive. If you say that to somebody who has those qualities, of course, they will probably fight with you. Sometimes it indicates either a short fuse or a really big explosion when the person finally does blow.

A very under-developed Mountain of Mars Upper suggests that the person is a doormat – they let everybody take advantage of them, walk all over them, they won't say or do much about it. Plain and simple, they just don't have the energy to defend themselves. Remember that the mountains are energy reservoirs, so that if the reservoir is empty, there is nothing there to draw from. Later you will learn about adjusting the energy of your hand to help rebuild or counteract a depleted mountain.

The Mountain of Mars Lower deals with aggressions and how you fight for other people. Many parents, or perhaps I should say many new parents, will suddenly develop a very profound Mountain of Mars Lower as they suddenly feel a spiritual connectivity to a child or a need to defend them. People with an extremely over-developed Mountain of Mars Lower can be very self-sacrificing. They are always trying to fight for other people.

Individually or as a group, often people with very over-developed Mountain of Mars Lower become cause fighters, but for every cause not for just one cause. They try to speak for large groups of people. People with very over-developed Mountain of Mars Lower will also often perceive offense on other people's behalfs. If someone makes an innocuous com-

Madame Reminds
Individually or as a group, often people with very over-developed Mountain of Mars Lower become cause fighters

ment about somebody, a person with an over-developed Mountain of Mars Lower might get defensive for that person even if they are not being attacked and even if that person would not have considered what was said as an attack.

An under-developed Mountain of Mars Lower could indicate somebody who had an almost co-dependent side. Either they feel the need to solve the world's problems or surround themselves with people who have problems and will do nothing about them, or they look at people and go "Ah, stick up for yourself." Other people might perceive somebody with an afflicted Mountain of Mars Lower as being very non-compassionate.

Madame Rants
Please to remember that Madame is a Gypsy of many advanced years and as such she is prone to bouts of babble. Keep your readings quick and concise when you start, and don't worry about being "right" just open your yap and TALK!

If you are looking at your own hand, trying to see your Mountain of Mars Lower, you're probably having a hard time. In most people, the Mountains of Mars Upper and Lower are not very large and are not defined from the mountains around them. The only thing that will occasionally define the Mountain of Mars Lower is that the Heart Line, which you'll learn about later, tends to come from it, and in many cases, borders the top part of the Mountain of Mars Lower. A good way to remember what Mars is about is if you make a fist and you look at it from the top, from your thumb, you are looking right at your Mountain of Mars Upper. If you think of a fist as being for fighting or defending yourself, when you make the fist you can see both of the Mountains of Mars on the top and on the bottom.

Mountain of Jupiter

The next mountain that we are going to talk about is the Mountain of Jupiter and that is at the base of the first finger. As we talk about the fingers, we will also talk about them as being the Jupiter Finger, the Saturn Finger, the Apollo Finger and Mercury Finger. They are named for the mountains from which they grow. So your first finger, also called your Jupiter Finger, connects to the hand and at the base of that finger in the palm is an area we call the Mountain of Jupiter. The Mountain of Jupiter governs success, career, drive and ambition. Imagine a person who has just gotten a raise or who has been awarded in some way for their ambitions saying, “I’m Number One” and holding up one finger - the Jupiter Finger. That’s the way I usually remember it. (See Figure #3)



The Mountain of Jupiter is their potential for success or how driven they are toward their goals. There are many other things on the hand that will relate to that as you’ll learn, but typically if you see a very over-developed Jupiter Mountain, one that is excessively large in relationship to the others, one that is very tight or very red, this is somebody who is extremely career driven, perhaps bordering on being a workaholic. They often need someone nearby to tell them to relax and to “chill”. If you see someone with a very under-developed Mountain of Jupiter, that means that they may have a very

***Madame Reminds
The Jupiter Mountain is their potential for success or how driven they are toward their goals.***

difficult time going after their ambitions or, quite frankly, they don't have any.

Keep in mind that the mountains and the lines in the hand are not a sentence or an absolute, if you will. If somebody has a very under-developed Mountain of Jupiter, it just means that they have to work harder. Often a very under-developed Mountain of Jupiter means that person does not care very much for material success, money isn't important, it's the meaning behind what they do. But even somebody who has absolutely no use for money whatsoever very often will find that they are extremely driven, but about purpose. A normal or well-developed Mountain of Jupiter suggests somebody who has a healthy amount of ambition, will tend to go after their goals, but not in a way that becomes self-destructive, and not in a way that takes all of the fun out of their lives.

Madame Reminds
Keep in mind that
the mountains and
the lines in the
hand are not a
sentence or an
absolute

To begin connecting some of these things: if somebody has a very over-developed Mountain of Venus and a very under-developed Mountain of Jupiter, they might be getting very frustrated because the over-developed Mountain of Venus gives them tremendous energy and all these things they want to do; but their under-developed Mountain of Jupiter may be suggesting that they don't have ambition or they haven't figured out what it is they are supposed to do with that ambition. Somebody with a very over-developed Mountain of Jupiter and a very under-developed Mountain of Venus will tend to be a workaholic who runs out of steam. They probably get sick a lot.

Someone who has a very over-developed Mountain of Jupiter, an over-developed Mountain of Venus and an under-developed Mountain of Mars Lower will have tremendous energy, tremendous drive, and won't care very much about the people around them that they might have to use or climb over to get what they want. That person would perceive themselves as being very driven and not liking to deal with people who complain all the time. An outside observer might make a very different definition.

Now let's suppose somebody had an under-developed Mountain of Jupiter, an under-developed Mountain of Venus, and a very over-developed Mountain of Mars Upper. That would be somebody who has little drive or ambition because of the under-developed Mountain of Jupiter, little energy or stamina because of the under-developed Mountain of Venus, but is always ready for a fight because of the over-developed Mountain of Mars Upper. This is somebody who will tend to perceive offense at every step of the way.

Madame Reminds
All of the information that you will be learning from this point forward will relate back to the mountains. So, learn them now, OR ELSE!

All of the information that you will be learning from this point forward will relate back to the mountains. The first three mountains that we have discussed are three of the major ones that will address most issues that most people will want to know about. We will continue in the next section to discuss the Mountains of Saturn, Apollo, Mercury, Luna, Neptune, and the Plane of Mars. Afterwards, we'll work towards putting all of that to-

gether for you.

Madame Reminds
I believe that as you get into doing any kind of reading, people come to you for direction and for advice, because you are the person to give it to them.

So briefly to review, the Mountain of Venus is a reservoir that indicates the overall amount of energy that you have to overcome the difficulties in your life. The Mountain of Mars is about aggression and defending - Mars Upper for yourself and Mars Lower is how you defend others. The Mountain of Jupiter deals with success, career, drive, and ambition.

I'd suggest that you take some time in the beginning to just look at those few mountains. Ask people to let you borrow their hand, or look at the photocopies you've gotten and just look at those mountains. One of the best ways to learn in the beginning is to point to each mountain and name it; then say what it does. You would point to the Mountain of Venus and say, "This is your Mountain of Venus; it has to do with the overall amount of energy that you have to overcome difficulties in your life, and what I see this says is..." and then give a description based on whether it is over, under or well-developed.

I always chuckle in my classes, because invariably when people start practicing, they are nervous and they are afraid that they might say the wrong thing. So they'll go "Well this is your Mountain of Venus and it deals with stamina and it is underdeveloped." Then they will go on and they won't tell them what that means.

One of the other things I always suggest in

any kind of a reading - whether it's with cards or palms or handwriting - is that any time you see something that is a problem, rather than saying "oh, well, this says you don't have any stamina," phrase it in a positive way with regards to what the person needs to do to counteract that. So instead of saying "Well this is your Mountain of Venus and it says that you are overwhelmed right now", you might say, "This is your Mountain of Venus and it suggests that right now things are getting a little overwhelming and you have to take extra care of yourself and take extra time in what you are doing."

Give them some advice as to how to deal with that. I believe that as you get into doing any kind of reading, people come to you for direction and for advice because you are the person to give it to them. We find the teachers we most need.

Madame Rants
*Ok, We have
THAT much out of
the way. Go back
and review it be-
fore you go on as
Madame hates
repeating herself.*

CHAPTER THREE

In this section we are going to continue discussing the rest of the mountains on the hand. As you have already learned, those mountains are reservoirs. They are batteries, or storehouses of energy, each one of which deals with a specific topic or aspect of personality, behavior, and life.

Mountain of Saturn

Underneath the middle finger, next to the Mountain of Jupiter, and outlined by itself in Figure #4, is the Mountain of Saturn. Saturn deals with balance, judgment, and decision making. It deals with the ability to mediate internal disputes in yourself. A little memory trick that I usually use to remember the Mountain of Saturn is imagine giving somebody the “finger”, as a way of settling the score, making things even. Another mnemonic you can use is to imagine balancing the scale of justice on your middle finger.



Saturn basically deals with life lessons; it deals with your overall sense of morality and judgment, the ability to make decisions. If you see somebody with an over-developed Mountain of Saturn, they will tend to be extremely black and white in the way they make decisions. Sometimes if the mountain appears to be over-developed, and this is something that has happened recently, they may be currently embroiled in the whole decision-making process.

The Mountain of Saturn also is tied in to

your long-range life goals, life lessons. It will show the person's need and disposition toward balance. A Mountain of Saturn that is very over-developed will suggest that this person is constantly striving to achieve balance in their life, but probably has a hard time doing it. Whereas an under-developed Mountain of Saturn is somebody who probably has no value on balance. One of the things that will show up in the Mountain of Saturn is addictions, addictive pattern behavior, things like smoking or drinking, and even workaholics. If the Mountain of Jupiter is very well developed and the Mountain of Saturn next to it is very underdeveloped, that could very easily suggest that they are "all work and no play."

The Mountain of Saturn is in the middle of the hand and it is the conscious bridge between your will and your creativity. Saturn is very much connected to the conscious mind.

Mountain of Apollo



Next to the Mountain of Saturn is the Mountain of Apollo, also called the Mountain of the Sun. This is the mountain that is at the base of the ring finger. The Mountain of Apollo, or the Mountain of the Sun, deals with relationships, your attitudes towards them and how you think about relationships. If you are in one, it will tend to also reflect the state of the current relationship. The reason that rings, wedding rings in particular,

are traditionally worn on the Apollo finger is related to the exact same reason that in magical practices when one is stirring a magical potion or trying to empower something, you stir it with that finger. The reason for all of that is this: that finger is one of the only fingers in the hand that has a pulse and so, many years ago, they believed that that finger was connected directly to the heart. When you wore your ring on the ring finger, it was connecting the symbol of that wedding to your heart, your emotional center. When doing things magically, you are empowering them with the energy from your heart to do good.

An under-developed or afflicted Mountain of Apollo can suggest somebody who has had, traditionally, a lot of trouble finding relationships. It can suggest someone who has placed a lot of limits or restrictions on themselves where relationships are concerned. An extremely over-developed Mountain of Apollo will suggest someone who has an excellent connection with other people and a desire to be in a relationship, but in many cases it will be at the expense of everything else.

Lines that cut into or in other ways disfigure this mountain can also suggest people who have had very difficult times with relationships. We will talk about them in more detail later, but a callus on this mountain will suggest someone who is having issues within a current relationship that they are trying to hide or bury.

Madame Reminds
***Lines that cut into
or in other ways
disfigure this
mountain can also
suggest people who
have had very dif-
ficult times with
relationships.***

Madame Rants
Those married
men with the big
red band under
their wedding
rings... Hmm
Watch Out!

The Mountain of Apollo is about how you relate to others and the image you wish to portray, or the type of connection that you wish to have with those people. If you think about the radiance of the sun shining down upon you and all that that means, that warmth and that tenderness, these are the things that the Mountain of Apollo dictates. Someone with an under-developed Mountain of Apollo will tend to perceive their lives as being colder than it really is, not necessarily unhappy, but not as warm as they might like.

Mountain of Mercury



Moving next to that, at the base of the pinkie, is the Mountain of Mercury. Mercury is the planet that rules communication, expression and creativity. The Mountain of Mercury will basically dictate your “gift of gab.” Now Mercury is also the mountain of healing, so it will indicate often how quickly and what kind of healing situations you are going through at that given time, but mainly the Mountain of Mercury is about creativity and expression. People with an under-developed Mountain of Mercury will have a difficult time expressing themselves, intellectually or emotionally. If that same person has a very over-developed Mountain of Venus, they will tend to express themselves through actions rather than words. For Mercury is the planet that rules the “gift of the gab.”

Add to that someone with a very over-developed Mountain of Mars, an over-developed Mountain of Venus and an under-

developed Mountain of Mercury, and this is someone who could go off and pummel someone if they don't understand what it is the person is trying to say.

Figure #6 shows that Mountain of Mercury outlined by itself, but often it is either connected to the Mountain of Mars Lower or bisected with the Heart Line. An over-developed Mountain of Mercury indicates somebody who has an extremely powerful gift of the gab, someone who can persuade people to do anything. If you add to that any other indications that the person might not be positively motivated or might not be very ethical, then that can be a very negative connotation. Very successful defense attorneys will often have a large Mountain of Mercury, as will performers. Performers will also tend to have a very large Mountain of Apollo. Car dealers, hypnotists, people who use words to make a living will often have a very well-developed Mountain of Mercury.

Madame Reminds
Always look at the
big picture if you
want to be a bad-
ass Palm Reader!
Compare and contrast
one indicator
against another!

If there is a fairly pronounced line of separation between the Mountain of Mercury and the Mountain of Mars Lower, it may indicate someone who is very good at talking with groups or talking for business, but when it comes to speaking to individuals, not quite so talented. People with well-developed Mountains of Mercury will do well as speakers and as writers. People with under-developed Mountains of Mercury will have a difficult time communicating in words or in writing. They will tend to feel misunderstood and often will find that no matter how clear or how concise they think they are, that

between their mouth and other peoples' ears, everything just sort of gets translated into gibberish. The Mountain of Mercury is the mountain of the poets, the performers, and on some levels, even the artists.

So Saturn is for balance; Apollo is for relationships; Mercury is for communication. If you go down to the bottom of the hand, underneath the pinkie, outlined in Figure #7, is the Mountain of Luna or the Mountain of the Moon.

Mountain of Luna



The Mountain of Luna is the seat of unconscious, or subconscious processes, dreams, creative ability, psychic ability; those things are indicated in the Mountain of Luna. If somebody has a very over-developed Mountain of Luna, particularly if it is discolored in some way, it indicates that they are often plagued or troubled by such unconscious information. They make up a lot of things to worry about. They may be having bad dreams. Someone with an under-developed Mountain of Luna will tend to find that they don't dream much in any way, shape or form; they are very rational, linear, analytical people. They live very much in their conscious minds with little interest or connection to their unconscious processes. On occasion you'll see a Mountain of Luna that is somehow outlined with a line or with a discoloration and often that Mountain of Luna will be extremely over-developed. In that case, you are looking at someone with a lot of psychic

ability; intuitive ability that may have manifested itself in unpleasant ways, and they are trying to lock it up or push it away.

The Mountain of Luna also deals with artistic creativity. In some people their unconscious side, their creative side, their dream side, has been so suppressed that that entire mountain will be lower on the hand, even falling below the level of the wrist and well below the level of the Mountain of Venus. It's almost like the energy is trying to burst out the bottom of the hand since it can't be made useful. There are two ways that the energy from the Mountain of Luna gets utilized. It either travels up and out through the Mountain of Mercury in the form of communication, or it travels across the hand through the Mountain of Venus and the creativity and the ideas are then expressed in some kind of physical or mechanical way through dance, art, sculpture or physical action.

Madame Reminds
The Mountain of
Luna also deals
with artistic crea-
tivity.

Neptune's Bridge

Saturn governs the connection between the conscious and the unconscious, but it is not the physical connection. The physical connection between the unconscious energy of the Mountain of Luna and the conscious will of the Mountain of Venus is the space between the two. Outlined in Figure #8, is what is usually referred to as the Plain of Neptune, Neptune's Bridge or the Mountain of Neptune; however, that area is almost never a separate perceivable mountain, that

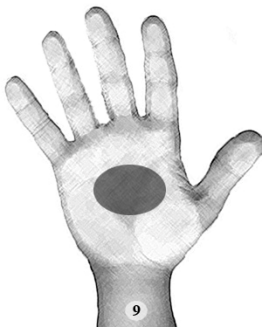


is very unusual. Often it is simply a conceptual area, something that is not bounded by any lines, creases or color.

Madame Rants
Now remember to wash after a palm reading. Madame wants to make sure you don't get a cold. I always take a container of baby wipes, and add a bottle of alcohol to it for good measures!

The Mountain of Neptune, or the Bridge of Neptune, is the bridge between the unconscious creativity and the conscious. If there is an affliction on the Mountain of Neptune, if it's got a funny coloration or a line that cuts through it in an unusual way - a very deep valley for instance - it can indicate that the unconscious creativity and the conscious mind are not communicating properly. That leaves the Mountain of Saturn to try and work out the difference. Often these people will mistrust their dreams, they will mistrust their ideas, they will mistrust their own creativity. They have to learn how to unify those.

Plain Of Mars



In the middle of the hand is an area located, or shown in Figure #9, that is referred to as the Plain of Mars. The Plain of Mars is in essence where all of the mountains join together. In an ideal world, those mountains are all very similar in balance and development and the energies travel in a nice circle around the hand and back and forth across the Plain of Mars. The Plain of Mars is where all of the lines intersect. It is the area of the hand that joins all the various energies. Sometimes you will find people with scars or punctures or some rather unusual formation or coloration in that Plain of Mars. This in-

dicates somebody who may be having a very difficult time unifying or bringing together all of their energies.

Sometimes you look at a mountain and it isn't a mountain at all, it is more of a valley. For instance a "valley" of Saturn if you will. Typically what that means is the Mountain of Saturn has been pushed off to the side and has joined both with the Mountains of Apollo and/or Jupiter. In some people, the Mountain of Mercury actually starts to move across the hand and joins the Mountain of the Sun. Often you will see that in people who are dedicating all of their creativity, or their expression, to one person or to one type of relationship.

In the case of a valley, you read it still as three separate mountains, but acknowledge the indication that the Mountain of Saturn, for instance, has become joined with Jupiter and Apollo. That is not necessarily a good thing as it indicates that someone is trying to combine certain kinds of long term life direction or balance in their life with other aspects of their life. They are trying to gain balance by allowing their work and their relationship to take over their identity.

People often ask, "Do the mountains and the lines in the hands change?" Yes, they do change, quite a lot. The mountains can change hourly, particularly the Mountain of Venus. The Mountain of Venus responds very directly to your current level of energy and strife. Next in line are the Mountains of Mars. Those are the two groupings of moun-

Madame Reminds
***People often ask,
"Do the mountains
and the lines in the
hands change?"
Yes, they do
change, quite a lot.
The mountains can
change hourly,
particularly the
Mountain of Ve-
nus.***

tains that will tend to change very quickly. However, the others can undergo a major transformation in as little as a day.

The lines in the hand, the shapes of the fingers, and the fingers themselves, can also change over time, but the changes in those are much smaller and are much more likely to be unnoticed as they happen. The only time that a line will undergo a major drastic sudden change is if you have some sort of major life happening, something that causes your life to take a completely new direction. Then there are some lines that may change almost over night.

A Chance For Trance

If I could invite you to take a moment to look into your own hand, either one, as you did before, and follow the energy around as it begins in the Mountain of Venus. And imagine there a tremendous white light, a source of life, a source of health, a source of energy. Imagine the energy in that Mountain of Venus traveling up the thumb and at the same time into the palm, radiating and filling your life with a strength and a vitality the likes of which you know that you've always been in contact with, but you may have never perceived in quite this way.

Allow that energy to flow across the palm to the Mountain of Mercury just under the pinkie, and as it travels across the palm, no-

tice some of that energy, that radiance, connecting to that Mountain of Mercury just below the pinkie. And at the same time filling up your vocal center, seeing that white light radiate from your own mouth and from the mind where those thoughts and words are knitted together in a special way just for you. Now imagine that energy radiating down into the Mountain of the Moon channeling into the energy of your dreams, your hopes, your wishes. That energy, as well, flowing into the palm of the hand and now into those Mountains of Mars, that vitality to defend yourself and others and your right to that expression, that creativity. And into the Mountain of Saturn as a way to unify those energies and balance them out in just the right way.

Imagine that energy, if you will, spreading to the remaining parts of the hand, Mountain of Neptune, Jupiter to help one to pursue ones dream, and Apollo to join in the magic of relationships with others. Allow the other hand to rest on top of this one and imagine that light flowing around and through, up the wrists to the shoulders and through the head and all throughout your body. And I don't know whether or not you will notice some tingling in your tummy or your arms or some other thing somewhere else that allows you to integrate this learning in the mind and in the body as you look at other hands. And as you touch your hands to your face, feel the warmth.

And then I don't know whether you will choose to take one or two or three deep

breaths before you re-orient to the room and find yourself wide awake and ready to go back and review these things at least one time before going on to Section Number Four. Once again, everything else that we learn will build on the information about the mountains, so I would suggest that you go back and review it at least once before continuing.

Madame Rants

Most palm reading books are jumbled and confused. This book is formatted in Madame's special way so that each section builds upon the one before it!

Make sure you really understand each section before you move along to the next one, or you will be as lost as Madame in a discount store!

Madame G



See Appendix

CHAPTER FOUR

We're going to take a break from looking at little details on the hand and instead focus on the big picture. In this section we'll be discussing overall hand shape and overall hand types. We'll get back to the lines in a little bit more detail later. I want to give you some time to allow the information about the mountains to sink in and integrate with what we are about to learn.

Hand Shapes

There are several different ways of classifying general hand shapes. Some people do it with special names; other people do it using Chinese elements. I use more traditional elemental symbols. In Figure #10, you'll see a symbol for earth, fire, water, and air. Now these symbols are somewhat arbitrary and they are in some ways related to the actual hand shape. But basically, when you look at a hand, in your mind you'll categorize it as falling into one of these four categories, or a combination of them. That is, every hand that you look at will either be an earth hand, a fire hand, a water hand, an air hand, or a combination of two of these. It is not typically important for you to make a quick decision on this. A lot of people stress out about trying to decide whether someone's hand is an earth hand or a water hand, and I've tried to give you some rules of thumb (if you'll pardon the pun) as to how you can tell which kind of hand is which.

Figure # 10



The symbol that I have chosen for the earth hand is a square and, indeed, if you look in the palm of someone who has an earth hand, that is more or less how you would describe their hand shape. The easiest way to tell is to imagine the fingers were gone and if the hand that would be left over was more or less square that's typically an earth hand.

An earth hand indicates a person who tends to like to be physically active; they are very much about earthly things, money, stuff, physical activity, food and sex. The more extreme the earth hand, the more they value those things. In your typical macho western men, you'll find a lot of earth hands. Earth hand people are people who don't like to just watch things; they like to have a hand in what they are doing. Earth-handed people typically will act first and ask questions second. They tend toward being very action oriented. If they don't like something, rather than talking it out, they'll beat it over the head.

***Madame Reminds
Earth hand people
are all the "show
me" kind of people;
they have to
have it proven to
them.***

It's unusual to see very extreme versions of the earth hand, but they do exist. In such an extreme, the fingers will all be the same length, or even square at the tips. But the rule of thumb is if you look at the hand and the relative shape of the palm is fairly square, then it will be what we call an earth hand. The key concepts are: people who like to have a hand in what they are doing, physically active, very much about the physical or "real" world. Earth hand people are all the "show me" kind of people; they have to have things proven to them. Typically earth hand

people will tend to be a little heavier. They will tend to be skeptical and many of the mountains in their hands will tend to be overdeveloped, stiff, or callused.

The Fire hand is categorized when the base of their hand is very wide compared to the tips of their fingers and the top part of their palm forms not necessarily a triangle, but has a very angular shape. If they put their fingers together, their hand almost looks like it could be the end of a spear. If someone has a very extreme version of a fire hand, in which all of their fingers are very pointed as well, and their hand more or less does look like a big triangle, that is also what we call the “psychic’s” hand or the “healer’s” hand.

Fire people are people who are mostly about the unconscious mind. They can be very quick tempered and they are very overpowering to a lot of people. People with a very extreme fire hand easily intimidate others without meaning to. Again, the easiest way to tell an extreme version of the fire hand is the base of the palm near the wrist is very wide and the entire hand tapers almost to a point. Typically when a fire hand person presents their hand they will also do it with all the fingers together so that the hand is given the appearance of looking even more pointed.

If you are in doubt when you look at the hand and you are not able to categorize it in your own head, then don’t bother. Ultimately, the person you are doing the reading for has no idea what a fire hand or a water

Madame Reminds

An extreme fire hand is also what we call the “psychic’s” hand or the “healer’s” hand.

Madame Rants

Madame may be a rather fiery person herself, but even she knows when to temper her words to a fire hand person. They can be defensive if they feel too vulnerable.

hand is, so if you can't make a determination in your own mind about exactly what style of hand they have, go on with the reading. Perhaps along the way it will occur to you that "oh, this makes it look pretty fiery or pretty watery."

The water hand is the one where the base of the hand is very narrow and it tapers out. But not so much that it looks like an inverted triangle. I would say that about 70 percent of the people you meet will probably be some variation of the water hand. Basically in the water hand, when they put their hand out they often will have their fingers open in a relaxed way to accentuate that sense of the flowing of energy out.

Madame Reminds
The water hand is the one where the base of the hand by the thumb is very narrow and it tapers out.

The water hand is the emotional hand. If you think about the earth hand as the physical action hand, the fire hand is the psychic or healer's hand, and the water hand is the lover's hand or the romantic's hand. People with a water hand will tend to favor feeling over reason. What matters to them about a given problem is not necessarily what caused it, but what it means. Water hand people tend to be very flowing; they like smooth transitions from one thing to another.

Then there is the air hand, which is probably the rarest of all. An air hand is basically a more severe water hand; it is a hand that the palm, the base of the palm, is extremely narrow and it almost looks like an upside down triangle. When they open their hand and spread their fingers, it only accentuates that feeling. Very often somebody with a very

dynamic air hand will open their hand but keep their thumb pressed against the palm to accentuate that inverted triangle. The air hand is the hand of the talker, but mostly it's a sign of somebody who is always going in so many different directions that you can't keep up with them.

Using what you already know about the mountains and combining that with hand shapes, you could see that somebody with a very severe version of the air hand has very little distance between their Mountain of Luna and Venus. So the Bridge of Neptune usually is non-existent and those two just touch. This means that the conscious and the unconscious are connected and touching at all times. These people will get themselves in trouble a lot because of what they say.

Another good way to determine elemental hand shape is to look at the fingers. You could have somebody with a very square hand, but whose fingers flare out at the tips and are shaped like almost a little water symbol. Often you will see hands that combine elements of both. For instance somebody who has an earth hand, very square hand, but then their fingertips all come to points and form fiery fingertips.

There are various combinations of hands. If you have somebody who has an earthly hand but their fingertips are watery or it's fairly square but it tapers out a little bit – that would be a combination of an earth and a water hand. When you put earth and water together, you get mud or clay. The mud

Madame Reminds
Another good way to determine elemental hand shape is to look at the fingers. You could have somebody with a very square hand, but whose fingers flare out at the tips and are shaped like almost a little water symbol.

hand can indicate something that is fairly unstable under ground. On the other hand, it can be made very useful if you form it into something and then bake it. Likewise, a person with a combination of the earth and water hand, or the mud hand, is someone who is good at melding together the emotions and compassion with physical action of what needs to be done. They know when to be soft and tender and when to be very firm. Depending on which one of those traits is more pronounced, whether it's the earth or the water trait, will usually dictate which one they react with first.

Earth and fire, the stone hand, these are people who are very intense because the fire energy will create whatever they want. They skip the mud phase, in essence already baking or tempering the elements around them, the elements in the earth, to create something better. It is sometimes called the "lava" hand, because what is lava if it is not fiery earth?

If you take earth/dirt, and you throw it into the air and allow the air to broadcast it around, you end up with dust. The earth-air combination would be very unusual and very difficult to even happen physically, but it does happen. These are people who are very blunt, very direct, and yet in their aggression, in their powerful actions and in their deeds, all they usually make is a big storm cloud; a bunch of dust that irritates situations and people and that ultimately prevents them from seeing what they want to see.

**Madame Rants
Don't stress hand shapes. If you aren't SURE move on. Madame always says.. Just Keep Talking!**

The water hand plus a fire hand – what an interesting shape that is. It’s someone who starts with a narrow base that fans outward as if it were going to become an air hand, but then the rest of the hand and the fingertips taper to another point on the other end. Water and fire together make steam. People with this hand are very good at creating smoke screens and obfuscation. But they are also very good at taking some basic elements, taking basic components in their life, putting energy into them and making them into something bigger, grander and more useful.

Think of the process of steam: you take water, heat it up and what you’re left with is still water, but it’s able to travel, to float, to do work and to cook food. Because of the emotion in the water hand, combined with fire, and those unconscious magical abilities, people with a combination steam hand are good at emoting other people. They are very good at inciting other people to action and to do things and to get them to do their bidding.

*Madame Reminds
People with this
hand are very good
at creating smoke
screens and obfus-
cation.*

Water and air, again a very unusual combination, is one in which the hand looks like a water hand until you get to the fingers and then everything bends out very wide and very open. That’s fog. Fog is different from steam in that it just happens. You don’t have to heat the water; it is the water vapor itself deciding that the elements, the timing and the temperature are right for it to coalesce into a new form. Fog, or the fog hand, has always represented a connection with the magical, a connection with other worlds and people

with a fog hand will tend to be very fantasy oriented, always dreaming.

Madame Reminds

There are a few things to keep in mind when dealing with the hand shape. One of those things is that it really isn't important to try and explain to other people how you came to that determination.

Fire and air is the smoke hand. When the fire ceases and the air begins, there is only smoke left. This is also an unusual form of hand and a very extreme physical appearance. The hand will almost be shaped like a diamond as if two triangles have been mated together at their bases. The smoke hand is just that; it's about smoke screens; it's about deception and an ability to distract.

It is not unusual for the dominant and non-dominant hands to be different types; another reason to look at both. Typically, when I'm doing a palm reading, I will look at the dominant hand for a moment, then take a good look at the non-dominant hand to see how they compare. I base much of what I talk about on the information in the dominant hand, in my mind comparing and contrasting where they have been and their potentials with where they are now and where they are going.

There are a few things to keep in mind when dealing with the hand shape. One of those things is that it really isn't important to try and explain to other people how you came to that determination. I've never understood why people make it so complicated and so difficult when they are learning how to read palms. I understand that on many levels people are afraid of being wrong, they are afraid that they might look at a mountain and they might think it's over-developed when really it is just average.

You are looking at many different things in a hand. If you see one indication that tells you that someone is stressed or that someone is airy and creative, that's just one thing. When you see the fourth and the fifth thing in someone's hand that suggests a given quality, then you know, "Okay, it's definitely this." Use the information that you learn from one thing to apply to another and you'll find that palmistry becomes much, much easier to do.

When you look at the hand shape and try to determine what shape it is, you can almost imagine laying these geometric shapes - the square, the triangle, the trapezoid, and the inverted triangle - over the top of their hand to see where it lays and what kind of a pattern it forms. That's one good way. Some people actually use measuring devices, little calipers, and they measure the base of the palm and the base of the fingers to see if those are the same size or smaller. I don't do any of that; I do it all by eye and I suggest that that's the best way for you to approach it as well.

Most of the hands that you see in the illustrations are pretty square, in case you were wondering, and that hand is not based on any one individual, it's just a representation.

So suppose you had somebody with a very over-developed Mountain of Venus, they had a very earth-shaped hand, and a very under-developed Mountain of Mercury. How do you think you could expect them to react in a confrontation knowing just those three things? Well, the earth hand suggests that they are

Madame Rants
Alright, remember that palm reading is intimate. When you look at the lines, you are seeing the client in their underwear, on a psychic level. Be gentle, and don't laugh if they are wearing Polka Dots!

more about physical actions; the Mountain of Venus that they have a tremendous amount of energy and stamina; and the Mountain of Mercury being very low would suggest that they are not so much about words. They'll probably be pretty aggressive. Now if you add to that an overdeveloped Mountain of Mars Upper, well, then, that's somebody who would probably consider punching you in the nose.

Madame Rants
Remember to combine the hand shape meanings with the mountains, lines and other indicators in the hand. But only if you want to be a Bad-Ass palm reader!

If the Mountain of Mars Upper was very undeveloped and the Mountain of Mars Lower was very over-developed, what do you think that would indicate? Well, square hand, the earth hand, lots of energy because of the over-developed Mountain of Venus, not so good with communicating because of the Mountain of Mercury being under-developed, but they always tend to put everybody else first and fight for them and what they believe in. If that person was in a conflict with someone, chances are they would not be very aggressive toward that person. They would start to internalize that aggression and perhaps even wonder "why am I so angry with this person?"

Those kinds of people would probably turn most of that anger and that energy inward in a way that would end up compromising their health, their well-being, and creating a lot of internal stress. In essence that aggression that they might want to direct at the other person, they'll do to themselves because they'll perceive it as being "bad" to be angry with that person.

So you can see, hear and on some levels grasp hold of the idea that the mountains relate to one another and to the overall shape of the hand in the meaning and in what you will read. So it shall be with everything else in this course. It will all kind of relate back and forth.



See Appendix

CHAPTER FIVE

The Lines



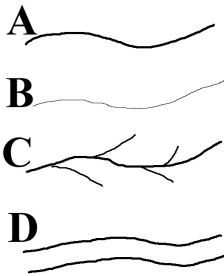
Now at this point, you've learned about the elements and the elemental symbols of the hand. Perhaps you've been able to tie that together with information that you already have about elemental symbolism or perhaps you'll desire to study more about the elemental symbols utilized in natural religions, Native American spirituality, and even in the practices of Feng Shui. You've learned about the mountains and how those mountains are tied into astrology and astrological symbolism, how those mountains represent a battery, a well of energy, which is used by each of those elemental hands as a resource to be tapped into.

As the elemental symbols of the hand dictate the type of overall personality and the way in which the energy is used, and as the mountains represent reservoirs or batteries of that energy, the lines of the hand come to represent roads/paths along which that energy will travel. When you look at the lines in the palm, you are studying a combination of things: where the line begins, where the line ends, and the shape and the quality of that line. The information about the lines that we are about to discuss is very much connected to the information that you should have already learned about the mountains.

In this section we will be dealing specifically with the lifeline and the headline. The lifeline is illustrated in the major illustration that is labeled "The Lines" and then in Figures #11- #19

Madame Reminds
When looking at the dominant hand, you are looking at the present and the future. When looking at the non-dominant hand, you are looking at their past and their potentials.

As the mountains are thought of as reservoirs of energy, the lines themselves can be thought of as being the roads or the channels along which that energy travels. If you think of that energy in terms of it being electrical, then you might think of a very deep crisp clear line, like Letter A, as representing a thick heavy power cord that can handle more voltage. The line type labeled B might be a very thin extension cord that was not intended to handle much current. Line C might be thought of as an extension cord with kinks or breaks in the wires where the electricity is getting misdirected or arcing. The one labeled D could represent two sources of energy coming from the same outlet or feeding into the same circuit.



Another way to think of the lines is like streams, with letter A being a well-flowing strong river, letter B being a restricted brook that has a lot of debris in the way, C being a stream that has many little tributaries that go off of it, draining the water as it goes, and D being two parallel rivers running with great force to each other.

The metaphor that I am always very fond of using is that the lines are like roads. A deep thick straight line is like a super highway. The energy can flow down that road unimpeded and unblocked. A thin, wispy line, or one that's extremely rough, might be a small dirt road down a country path. It gets you where you need to go, but your travel is definitely restricted. A line with many branches, like letter C, well that's a road with lots of

forks. It's easy to get sidetracked, but you have a lot of different potentials as to where you might end up. Letter D represents parallel roads going in the same direction, mirroring each other. If one were to become blocked, you could simply switch over to the other road and get where you want to go. I find that metaphor to be one of the best.

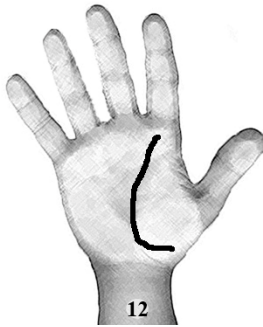
The Life Line

The lifeline is the line that typically outlines the Mountain of Venus. That lifeline is said to begin somewhere above the Mountain of Mars or sometimes in the middle of the Mountain of Mars between the first finger and the thumb. The energy of that line flows downward towards the wrist. Figure #11 shows a stereotypical lifeline.

One of the things you want to look at is where does the lifeline begin? If the lifeline begins above the Mountain of Mars, that's considered normal. It means that the energy of your life encompasses the energy that you use to protect yourself, because the lifeline encompasses or includes the Mountain of Mars Upper.



The lifeline has nothing to do with the quantity of life or how long you're going to live; if the lifeline is long or short, it doesn't mean the person is going to die young. The lifeline is the quality of life, **not** the quantity of life. It's important to remind people of that since many people have been fooled by Hollywood into thinking that a short lifeline means a short life.



If the lifeline starts very high, as in Figure #12, and actually begins on the Mountain of Jupiter – Jupiter is the mountain that deals with success and career- typically that person's life will be mainly focused upon success and career. That person will tend toward being very obsessed and very focused on the idea of winning. Now if the lifeline is a letter A-styled line, a deep crisp line, chances are they'll get exactly what they go after. They'll have a lot of energy and power to go into it, but if the lifeline is very restricted, what you may have is somebody who is obsessed with winning but never seems to be able to do it.

Hopefully this makes logical sense to you. If the lifeline is above Mars but below Jupiter, it encompasses the Mars energy, the ability to defend yourself. It's well rounded. If the line comes from the Mountain of Jupiter, the life is focused on the idea of success.

A lifeline that starts in the middle of the Mountain of Mars is drawing into the energy of constantly trying to defend oneself, to protect oneself. People with that kind of lifeline will tend to be very defensive.



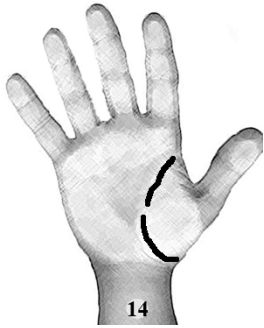
Figure #13 shows a lifeline that starts below the Mountain of Mars Upper. Now note that this would be a very small lifeline and while it does not denote a short or small life, it does denote somebody who very often may feel taken advantage of, may feel physically like they are not in the best of health. The lifeline is not including any of that Mars energy.

A lifeline with many forks, as in letter C, is a lifeline with many directions. Each of those forks will indicate a change in life direction. The position of the fork on the lifeline will give you an idea of when it happens. A good way to tell time on the lifeline is the place where the lifeline begins to bend downward, or where it separates from the head line that we will talk about in a little while, is roughly the age of emancipation. For most people that is between 17 and 20. Usually near the heel of the hand (that's the bottom part of the hand near the wrist) there will be a major fork in the lifeline, not always, but often. That typically represents retirement age, so you can assume that is around 65. The rest of the decades you can kind of fill in proportionally between those two milestones.

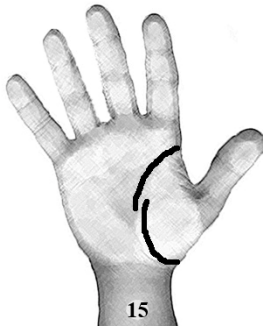
I'm sure that it makes sense that a fork in the lifeline indicates a fork in their road, a place where in their life they suddenly decided to go in a new direction. That's why that large fork near the heel of the hand often represents retirement, which for many people, at least in this country, represents a major milestone in their life.

Occasionally there's a break in the lifeline. As with any other line, a break in the line indicates an interruption in the flow of energy. There are several ways that a break can occur and that it can be patched or healed. Figures #14, 15 and 16 show some of the possible structures of a broken lifeline. In Figure #14, the break is simply as if someone has erased a small portion of the lifeline.

Madame Reminds
The lines themselves can be thought of as being the roads or the channels along which that energy travels.



The line itself is no larger or smaller before or after the break. This would indicate a major life change; not necessarily a catastrophe, but something that caused a major change in their life; after that, life continued on normally.



In Figure #15, the top part of the lifeline before the break, overlaps the lower part. In theory, if the top part were continued on and drawn as a total lifeline, it would make a larger lifeline than the lower half would if it were completed. In this case, since the lifeline gets smaller after the break, we think about it as being a major life change or transition in which afterward their life seemed less full. It might be less hectic or simply less fulfilling.

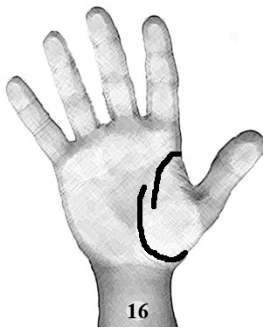


Figure #16 shows the opposite arrangement. This is where there's a break in the lifeline but the lower half of the line is larger after the overlap, which suggests that after a major life change their life became much better and more enriched. People who recover from major addictions often will have a structure similar to Figure #16.

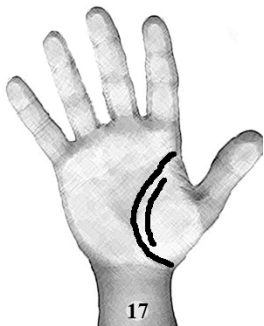


Figure #17 shows what we call a sister line. In this case the sister line is on the inside of the lifeline, but a sister line can also be on the outside of the lifeline. A sister line is a "safety net." It indicates a back up energy source. Whenever that person goes through some major challenges or trials in their life, this almost angelic protective energy comes from somewhere inside of them and helps them overcome difficulties and obstacles.

If the line is on the inside of the lifeline, as in Figure # 17, typically it is an internal protection. If the sister line is on the outside of the lifeline, then it is an outside intervention, or some seemingly spiritual intervention that helps the person overcome their difficulty. Occasionally, a broken line, as in Figure #14, will be healed or patched with a small segment of a sister line. That indicates a time in their life where life became more enriched and somehow blessed or protected; after that, life continued on as normal.

Small lines that run across any of the major lines will usually be a roadblock or a stop sign in the road. Figure #18 shows a number of small wispy thin lines that cross the lifeline. Typically those lines are very fine. If they are very fine, it indicates obstacles that have halted progress for a short period of time, lots of hurdles. People with many of those little fine lines across their lifeline typically like to challenge themselves as much as they possibly can.



If those lines are very deep, that can indicate a much larger and certainly more serious obstacle, up to and including health issues. A word of warning about making predictions: if I see something like that and I think to myself that it could be a health thing, I will not set up a self-fulfilling prophecy by saying “Oh, well, when you’re 45, there are some big health problems.” Usually I’ll look at it and say, “Well, this would suggest a big obstacle for you to overcome around the age of forty or forty-five. At that time it is impor-

tant for you to pay extra special attention to your health, your sleeping patterns, your stress level.” I always try to be constructive and tell people what they should do to overcome their problems rather than just dooming them to it.



Figure #19 shows little lines that reach the lifeline but don't ever cross it. Those kind of little lines indicate similar sorts of problems, but they are problems that never really seem to have any impact on the person. So when you look at the lifeline, you look at the quality, you look at where it starts and where it ends. The lifeline should be fairly round. If you imagine that the lifeline were a part of a whole circle, the more rounded the lifeline is, the more balance the person has between the physical life and the spiritual life. Lifelines that are very flat and then curve around severely, suggest someone who tends to be very guarded, very protective, and they have a very small circle of friends. A very rough lifeline is someone who tends to have a lot of stress and make things a bit harder than it really needs to be.

Madame Reminds
The lifeline has nothing to do with the quantity of life or how long you're going to live; if the lifeline is long or short, it doesn't mean the person is going to die young.

Most of the lines, to me, are simply about common sense. If you think of the line as being a road and look at where it starts - that is the way the energy is being initiated - look at where it ends, that kind of gives you an idea of the path they are on. Then look at the quality of the road, that lets you know how quick their journey is and how well they are able to use energy.

The Head Line

The next line we're going to look at is shown in Figures #20 through Figure #28 and that is the headline. The headline governs how you think. It also deals with mental processing. People with very rough headlines or headlines that have a lot of X's all over them may have a predisposition towards mental issues, stress, depression, things like that. You can probably imagine a headline that starts on the Mountain of Jupiter is someone who focuses very much on thinking about their jobs. They are very intelligent; they will make their best livings by using their heads.

A headline that starts on the Mountain of Mars means that their mind is very focused on aggression and occasionally a headline will cross the lifeline and start very low down on the Mountain of Venus. Granted that is a very unusual structure but it can happen. Those people are often completely focused on their own health and well being. Typically the headline begins connected to the lifeline and the place where they separate, again, is the age of emancipation. However, if the headline and the lifeline are always separated, that is they never connect or they connect only with X's between them as in Figure #23, that suggests someone who has always been an independent thinker. If the headline and the lifeline are separate, that person always made up their own mind and as a child always had to know "why?" They probably drove their parents a little crazy.

Madame Reminds

The lifeline and the headline are two of the major lines in the hand.

They are also joined by the heart line, the fate line, and a very special line called the simian line, which is very unusual.



Figure # 20 shows the average headline. If the headline goes straight across to the other Mountain of Mars, it suggests that the person focuses a lot on trying to help or to protect other people. That can be good, but they may also need to take a break and occasionally let people fend for themselves.

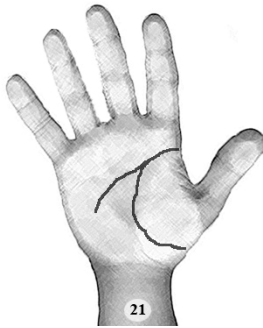


Figure #21 shows a headline that is starting to bend downward. That's the average headline. This is somebody who is pretty well adjusted; they think about other people but not to the exclusion of their own well being and they can be fairly creative. The creativity in this case comes from the fact that the headline is slowly bending down toward the Mountain of the Moon. They will also tap into their own intuitive abilities to a degree.



Figure #22 shows several things. It shows an independent person because the headline and lifeline are separate. A headline that takes that drastic of a turn downward towards the Mountain of the Moon suggests somebody with a very vivid imagination, quite possibly, to the point where they will make up things to fear or worry about. They will be plagued by dreams. They can be extremely psychic, or at the same time have a hard time dealing with this world. A very short or thin or wispy headline can suggest somebody who acts more than thinks, or who does not possess an extremely analytical mind.

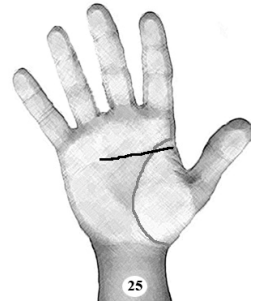


Figure #23 is the independent thinker who was forced to conform. Anytime you see those criss-crossy X's, imagine that as being a lot of chaos in the road.

Figure #24 shows someone whose mind is very business oriented, as we've already discussed, and very intellectual. The straighter the headline, the more analytical and rational the person tends to be; and the less emotional they tend to be.



Someone with an extremely straight headline will tend toward being more of a Vulcan, intellectual, analytical type, depending on what the other things in their hand suggests. Add a strong Mars influence as in Figure #25 and they will fight intellectually and ruthlessly. Figure #26 is similar, but less of a fighter, since the line does not originate from the Mountain of Mars upper.



A very long headline that ends up on the Mountain of Mercury would suggest several things. On one level, it is someone who has learned to integrate their mind and their heart because typically, for that to occur, the headline has to actually cross the heart line. Those two things do get in the way of each other sometimes. Ultimately, it would suggest someone that is able to use their intellect to communicate, because the headline is ending on the Mountain of Mercury which represents communication.



A short, downward Head line as in Figure #27 shows someone who may be short minded. Act first, think little.



Figure #28 shows a headline that takes a very drastic turn down, in fact goes almost straight down, and ends deep in the Mountain of the



Moon. It is not unusual to see people with that kind of headline to also have a Mountain of the Moon that is very over inflated, possibly red, and maybe even bordered by a small line of its own. These people need to be especially grounded and especially trusting of someone who can remind them of what reality is about and what it is not. Anyone whose headline taps that deeply into their unconscious mind and into their creative abilities, can tend to lose their grip on reality, day to day life, and on the things they need to take care of one day at a time.

The lifeline and the headline are two of the major lines in the hand. They are also joined by the heart line, the fate line, and a very special line called the simian line, which is very unusual. We will speak of those three things in more detail in the next section.

Again, it is important to remember that all these things tie together. If all of the person's mountains are very well-developed and all of their lines are great – except for their lifeline which is very thin or very wispy – certainly that is significant and worth commenting on. At the same time realize that they do have the potential to overcome any restrictions created by that afflicted lifeline simply because of the other lines and the other potentials in their hand.

I always try to remind people when you are placed into a position of doing a reading for another person – even if that person says they don't believe what you are saying – it gets in. My background as a hypnotist has

taught me that everything we say or do to someone is going to have an impact on them on an unconscious level, one way or another.

There are people who have polarity responses and no matter what someone says to them they will always take the other side. They are pretty easy to motivate because all you have to do is tell them not to do what you really want them to do and they will do it. On the other hand, someone who is extremely compliant, you can use that same technique with and they'll end up doing what you didn't want them to do, because that's what you told them to do. So keep in mind that you have a responsibility any time you step forward to try to read someone's palms.

When looking at the dominant hand, you are looking at the present and the future. When looking at the non-dominant hand, you are looking at their past and their potentials. So someone who has an excellent non-dominant hand, tremendous energy, great vitality, wonderful lines, but has a very afflicted dominant hand – they can still be just as successful because they have that potential there, it's inside of them. That, above all else, is the most important thing for them to remember.

I suggest you take a moment to review this chapter before going on to the next in which we discover the heart line, the fate line and the simian line and then give you a few suggestions to tie all that together.

Madame Reminds
When looking at the dominant hand, you are looking at the present and the future. When looking at the non-dominant hand, you are looking at their past and their potentials.

CHAPTER SIX

In this chapter we'll be talking about three more of the major lines in the hand – the heart line, the fate line, and the simian line. The simian line is actually a special case line and is not necessarily present in most hands. It is also not a separate line unto itself, but is a combination of two of the previously discussed lines.

The Heart Line

Let's begin with the heart line. The heart line is illustrated in Figures #29 through #32. The heart line itself usually begins around or under the Mountain of Mercury, that is, under the pinkie. An easy way to remember the heart line is if you put both of your hands out in front of you, palm up, and then rest the edges of your hand against your chest, against your heart, your heart line is radiating from your heart.

The heart line deals with the emotional quality of life of the individual. On some levels it deals with love. It also deals with the physical heart. Very often if someone has a very rough heart line, they may also have some kind of a congenital, birth-related heart issue or heart condition.

Occasionally, directly under or over the heart line on the side of the hand underneath the pinkie, you'll see tiny little lines that in olden days were called “marriage” lines, but tend to be more about soul mates and creations made



with that soul mate. They could be a romantic involvement, or simply someone with whom you feel a dynamic spiritual connection.

If the heart line actually begins in the Mountain of Mercury, it suggests somebody that is best at emotional communication. It is somebody who is dynamically powerful at expressing themselves with their feeling. Depending on their headline, and what it does, that may be someone who has a difficult time with their emotions because they try to rationalize them and yet find that emotions are their most talented way of expression.

For most people, the heart line will begin under the pinkie, travel across the hand, typically above the headline, and will curve upward, ending underneath the connection between the first and the second finger. Another way to think of that is it will end between the Mountain of Jupiter and the Mountain of Saturn. This is the average person. If the line is very crisp and deep, it suggests they have a good emotional life. It suggests that they have a good potential for relationships in their life and they have a healthy attitude towards their emotions.



In Figure #30 we see a heart line that ends on the Mountain of Jupiter. This suggests that this person connects their emotional well being, and on many levels their love and their relationships, to their own success. A person with that kind of line needs to be cautious because when their relationship is not working, or emotionally if they feel upheaval,

they will tend to sabotage their work. On the other hand, if their work fails, they may begin to sabotage their emotional life.

If the heart line is very rough, as in Figure #31, it suggests someone who has a rough time with their emotions. Now often you'll see a heart line that begins very rough and as it continues smoothes out. That's somebody who had a lot of emotional issues at a young age but then managed to overcome them, or grow beyond them.



If the heart line curves up and ends as in Figure #32, underneath the Mountain of Saturn, it suggests someone who always tries to balance out their emotions. They may do that through logic. They may do that by taking time before expressing emotional content. Because the Mountain of Saturn governs decision making and judgment, it also suggests that they will give extra heavy weight to their feelings when it comes to making decisions. If you want to convince this sort of person to do something, you need to appeal to their emotions and to their heart more than to their brains. Their emotions will typically win out.



As with any other line, if someone has very dark lines that actually cross over or cut across their heart line, it can suggest a time where they have had some major emotional trauma or obstacle in their life. The quality of the life after that obstacle, will indicate the affect that emotional trauma had on them, whether it made them bigger or stronger or more able to handle things.

The Simian Line

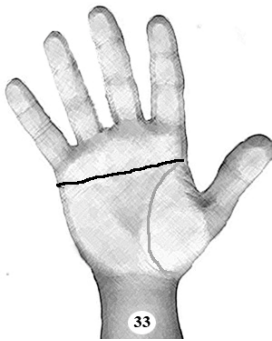


Figure #33 shows a single line cutting straight across the palm. This is referred to as a simian line, so called because you will see it in simians or apes. It is what happens when the heart line and head line are fused into a single line. The simian line is one line that cuts straight across the hand. There is no specific head line or heart line visible. A true simian line has several meanings. Now in the olden days people typically thought of the simian line as being a sign of low intelligence. That is a very unfair and untrue definition.

A simian line typically indicates somebody whose mind and heart are one. What they think and what they feel are unified and dynamically connected. There is no dichotomy or argument going on within them, between their head and their heart. People with a simian line tend to be excellent judges of character because they're able to see through deception, both intellectually and emotionally.

The simian line suggests people who will see things in a very simple way. They can judge things almost in a childlike way; it is either good or bad; I like it or I don't like it. In that is tremendous wisdom. There are certain types of people that you will see with simian lines more than others: people with Downs Syndrome will possess a simian line or a modified simian line, which you see in Fig-

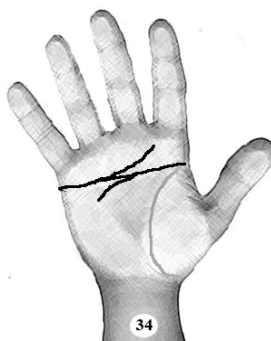
ure #34. Most people with Downs Syndrome are also savants. They may not be talented with math or able to read, or they may have the social skills of someone much younger. Normally they also have some form of genius - the ability to play music, or to do lightning math or some amazing artistic ability. They truly do possess all the qualities of the simian line. They see things in a very pure, childlike way; they like it or they don't. They judge people right away as being good or being bad and usually their judgments are very correct.

Madame Reminds
A simian line typically indicates somebody whose mind and heart are one. What they think and what they feel are unified and dynamically connected.

I have noticed a lot of Polynesian women to also have a simian line. If you take some time to study Huna and the traditional religions of the Polynesian Islands, Hawaii, also Tibet, you'll find that they do share a very simple pure way of looking at life, problems, and people. They are able to cut through a lot of the self-deception that many Westerners experience and embrace a certain kind of purity and truth.

Often, people with simian lines will have a difficult time relating to others because they'll think everybody else is confusing things or trying to complicate things. Other people will tend to think that those with simian lines over simplify everything. Neither is right and both are right.

Figure #34 shows a modified simian line. The modified simian line is basically when the line goes straight across the hand but at the same time there is a fork. One fork branches down like a typical head line, and



Madame Reminds
Often, people with
simian lines will
have a difficult
time relating to
others because
they'll think every-
body else is con-
fusing things or
trying to compli-
cate things.

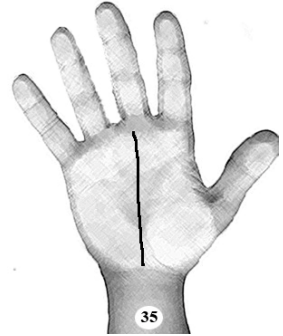
one fork branches up like a typical heart line. This is the best of all worlds, because it is somebody who possesses the purity of vision and judgment with the childlike qualities of the simian line, but balances them out with the ability to both think and feel as separate qualities. They certainly don't confuse themselves half as much as other people do, but they almost tend to be two-minded. They will tend to have one side that is extremely emotional and another side that is extremely analytical. But interestingly enough, they don't fight with each other; they simply balance each other out.

You may look at hundreds and hundreds of hands and never see a simian line. I had been reading palms for over five years before I ever saw one any place other than in a book. I really rather started to wonder if they actually existed, but they do exist and you'll find that if you know someone for a little while who actually has a simian line you come to respect the interesting experience of this energy.

When you think about it, typically the simian line is also connecting and yet dividing portions of the hand. It is dividing off the internal experiences and the internal resources of the mind from the body. At the same time, it is allowing them to be compartmentalized. The energy of the heart line and the head line typically run in different directions across the hand. It is like traffic hitting other traffic head on and yet, in this particular manifestation of that, they blend together.

The Fate Line

The next line I'd like to discuss is what is typically referred to as the "fate" line. It is sometimes also called a "Saturn" line because a stereotypical fate line will be a line as in Figure #35 that runs straight up the hand from the wrist to the Mountain of Saturn. Saturn, as you'll recall, is about decision making, but also about long term life directions and life lessons. The fate line basically dictates, "Do you have a direction or not? Do you have an idea where you want to go?" The fate line is the one line in the hand that can change almost over night.



Very often, people that drift through life with a fragmented or almost non-existent fate line and who then have some epiphany, or some rebirth, whether it be mental, emotional or spiritual, will find that a fate line will practically appear in their hand overnight as soon as they find their new direction.

When we discuss minor lines, we will be talking about alternative fate lines; that is, when there are multiple vertical lines in the hand that tend to move in different directions. However, if a person only has one line that runs straight up their hand – and not everyone has any variety of fate lines (there are people who don't have any) – but if a person has only one line that runs generally from the direction of the wrist up towards the fingers, I will look at that as being their fate line.

What you look at with a fate line, as with all the others, “Where does it start and where does it end?” For instance, if the fate line veers to one side (let’s say the fate line ends up on the Mountain of Jupiter), that is someone whose life direction is, again, to be very successful and very directed and probably be a work-a-holic, but an extremely good business person.

If the fate line goes up the hand and veers off and ends up on the Mountain of Mercury, what do you suppose that means? Well, Mercury is about communication and expression. It means that their fate, their life path, is to express ideas. That could be writing, it could be teaching, it could be many things. But the message there is pretty clear.

Madame Reminds
*The fate line is the
one line in the
hand that can
change almost over
night.*

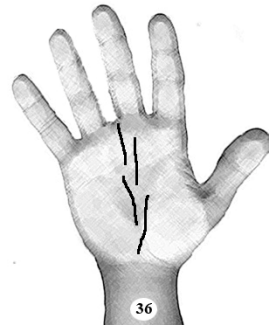
Someone whose fate line ends directly on the Mountain of Apollo suggests someone whose fate is to be an extremely dynamic family person. Very few people have a single, straight fate line.

What do you suppose it would mean if someone’s fate line started in the Mountain of the Moon and ran up to Saturn? Well, it would mean that their life direction was to use their creative abilities, their psychic abilities and their unconscious minds. If that same line were to end on the Mountain of Jupiter, it might suggest tremendous success by using their psychic abilities, by using their intuitive abilities and their unconscious mind.

Figure# 36 shows a fragmented fate line.

This can mean a couple of things. Usually it means that the person has so many different directions they want to go with in their life, they are not able to focus on just one thing. For some people that's great. For other people it's a real distraction.

Someone with multiple fate lines, as in Figure #36, can very often experience overnight their fate line matching Figure #35. That is, all of those little lines suddenly coming together when they make some big change in their life. As you get more skill and experience, you very often will be able to tell when a line is being born or has recently been born. Typically there are lots of fine lines around it. It's almost as if the old line shatters and a new line takes its place.



Sometimes you will see a fate line as in Figure #37. This is one where the fate line goes up and then it stops. Now if the fate line stops at the head line, that suggests that that person has some kind of educational component or intellectual component that they need to get or achieve or complete before they can proceed on with their fate or with their life goal.



A lot of times you'll see that when someone really knows what they are going to do with their life: "I'm going to be a doctor", but they are still in school. Often, once they've finished school and they've got their practice open, the fate line will suddenly go up the rest of their hand.

Sometimes the fate line will be in several

pieces. It will stop at the head line as in Figure #37, and then slide over a little bit and go up to the heart line and stop again. Then it will slide over a little bit and go up a little bit more. That suggests somebody who has some intellectual component and then an emotional component that they have to work through.

If you see someone whose fate line is very fragmented going up, it goes right through their head line but it reaches their heart line and then stops dead. That probably suggests someone who has allowed their parents or somebody else to dictate their fate and their life path and they are just not happy with it. Often times one of the best things you can do for those people is to take some time to tell them to do what makes them happy.

A Chance For Trance

If I can suggest that you take a moment to sit back and look into your own hand, as you've done once before. And as you look into your own hand, and you hear the sound of my voice in your mind, just think for a moment about all of those things that you've learned already and which your unconscious mind has managed to combine and incorporate into the knowledge that you've already had in your life. Imagine looking into that palm and actually seeing the energy in those mountains. You might imagine it as light or feel it as warmth or hear it as a sound. Imagine that

energy beginning in the Mountain of Venus at the base of the thumb, rolling around, vibrating and harmonizing perhaps with the color red. And from there, imagine if you will that energy rising up into the Mountain of Mars Upper giving you what you need to defend yourself.

Notice that energy from the Mountain of Mars Upper and the Mountain of Venus traveling into the lifeline, running along that lifeline like magical balls of light traveling along a special kind of highway. Where it goes through the hand up to the Mountain of Jupiter at the base of the first finger, a radiant orange light that spreads and heals and flows through other parts of the hand. Notice, too, how the energies from below and above flow into the head line and how the energies of the head line and the life line flow into each other?

The Mountain of Saturn, glowing yellow light, and you might already have an awareness of the energy from the heart line that is flowing toward that mountain and where it goes. The Mountain of Apollo, mountain of the sun, a blue light, an unusual color indeed, a green blue connecting to the heart, the emotion, the love spinning as it is pushed along by the heart line's energy below it.

To the Mountain of Mercury underneath the pinkie, a bright vibrant blue, an amazing indigo that surges up out of the pinkie itself. Tapping into that energy for communication. And flowing from that and from the Mountain of Mars Lower into the heart line. And

what happens as that energy travels along that heart line, through those tributaries into other parts of the hand and then down to a purple-white light in the Mountain of the Moon. Then that energy flowing into other parts of the hand as well.

Madame Reminds
*Won't it be nice to
surprise yourself
with just how
much you really do
know?*

And imagine that continuing its cycle around the hand, across the Bridge of Neptune, the Bridge of Neptune bathed in both ultraviolet and infrared light. That connects the Mountain of the Moon back to the Mountain of Venus and allows you to put it all together now.

Now, I don't know if you're at a point yet where you could consciously tell other people about what you have learned, but a portion of your unconscious mind has already been recording these words, recording them as unconscious notes. And, quite simply, if you put yourself in an experience where you are asked to sit down and just tell people what you know - to look in their hand and just kind of get a feeling for what their hand says to you - won't it be nice to surprise yourself with just how much you really do know there in that environment?

So, I'd like to invite you at this point to take a little bit of a brain break. Walk around, clear your head and make sure you are wide-awake and refreshed before you go on to the next chapter.



See Appedix

CHAPTER SEVEN

We've explored the analogy of the lines in the hand as being roads and that the quality of that road affects how the energy travels along it. It also affects the way in which the energy is used; that is, the direction of the line will dictate whether the energy is focused on a particular mountain or comes under the government of a particular finger.

*Madame Reminds
I usually think of
the fate line itself
as being a rudder.*

The major lines – the lifeline, the heart line and the headline – are kind of like highways. They are big powerful roads that carry with them a tremendous amount of energy. Affects on those lines will tend to have a greater impact on a person's overall life and well being than affects on what we refer to as the minor lines.

The minor lines in the hand can be thought of as the little local roads. If the major lines on the hand represent life lessons and big travel from place to place, the minor lines represent the little ramps that we use to get on and off those life lessons. They also represent those little local roads that we use on a day to day level to get from point A to point B.

The minor lines include the fate line, also called the Saturn line, and other forms of fate lines, such as the Apollo line, the Mercury line, and the Jupiter line. Two other rather unusual line formations are included in the category of minor line – those are the Venus girdle and the Via Lasciva .

So in this section we're going to take some time to explore those minor lines and what

they are as well as what they mean.

Go back to see Figure #35 which shows a stereotypical fate line. It is also called a Saturn line because you'll notice that that line goes straight up the palm to the Mountain of Saturn. Typically a fate line, or Saturn line, is thought of as running up the hand. It comes from the base of the hand, that Neptune's Bridge area where the conscious and unconscious mind are melding or blending together, and it brings the energy up to Saturn, the part of you that deals with balance, decisions, and also with long term life goals.

I usually think of the fate line itself as being a rudder. It's what gives you some sort of direction in life; and people who have a fate line or Saturn line, tend to have some idea of their life purpose, long term life goals and where they are going. Often people will look in their hand and notice that their fate line does something very different. Mine, for instance, comes directly from the Mountain of the Moon and then goes up, curves across my hand and ends up on the Mountain of Jupiter. Now we'll talk about all of that in a moment, but figure #35 shows a stereotypical fate line – that is a fate line that runs straight up the hand.

Madame Reminds
We've explored the analogy of the lines in the hand as being roads and that the quality of that road affects how the energy travels along it.

Typically, if there's only one vertical line in the hand, I will read that as a fate line no matter where it comes from or what direction it goes in. The other lines that we'll talk about in this section, Apollo, Mercury, Jupiter, are also actually fate lines, but they are additional fate lines that will run directly to

those specific mountains.

But before we get ahead of ourselves, let's just look at the fate lines. If you think about the fate line as being what gives you some kind of direction or rudder, people without any fate lines – and there are many of them out there – typically are people who have not found themselves yet. They have not found their life direction. When you look at the fate line you want to look at where it comes from. If someone has a fate line that comes from the Mountain of the Moon, such as myself, they are someone whose life and life path is very much dedicated to unconscious pursuits – artistic things, psychic things, things that use the unconscious mind. In my case, that certainly applies.

Madame Reminds
Typically, if there's only one vertical line in the hand, I will read that as a fate line no matter where it comes from or what direction it goes in.

You also look at where the fate line ends. In my case the fate line ends between the Mountain of Saturn and the Mountain of Jupiter which suggests that it is directing me toward a long-term life direction, but also success. If someone has a fate line that begins on the Mountain of Venus at the base of the thumb, it suggests that their fate and their life is very much tied up in and wrapped in physical types of pursuits.

What would you think of somebody whose fate line started on the Mountain of the Moon and went up and curved around and ended up on the Mountain of Mercury? Well, yes, it would be a backward “C” if it were in the right hand. It would also suggest someone whose fate is to talk about life perhaps more than do it.

In Figure #36 you saw a fragmented fate line. This is somebody who has many possible futures and many directions in which they may go, because they have many small fate lines. But none of them ever really make it to the top. The fate line is one of the few lines in the hand that can literally change over night. You may recall that the mountains can move around and can change very quickly and very easily, but the lines usually take longer. Well, the fate line can come together over night if it looks like the fate line in Figure #36.

Madame Rants
Always remember not to take yourself too literally. The Fate line is, like anything else in a reading, subject to free will. This does not suggest that people are controlled by an unchangeable fate.

Another thing to notice is if the fate line stops halfway up the hand, where does it stop? Figure #37 shows a fate line that stops when it reaches the head line. That suggests that the person has an idea where they're going in life and what they want to do, but they haven't yet quite figured out all the knowledge stuff that they need to make it happen.

If the fate line were to go up and stop at the heart line, it would suggest that intellectually they know what they need to do and educationally they've got that part of things down; however, they still have not figured out emotionally how to be comfortable with their life direction and what they've chosen.

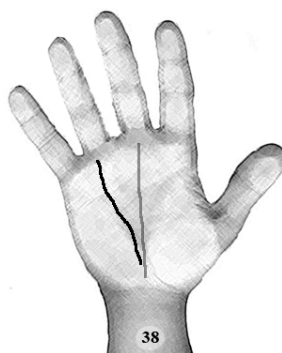
As with any other line, if there are lines that cut across the fate line, that would suggest some hurdle or some obstacle to get what they want. Many people have a secondary fate line or a branch that comes from their lifeline very far down on their hand and it

intersects with their fate line. That typically is the time of retirement when their life takes a whole new direction. Now, unlike many of the lines that have some kind of discernment of time, the fate line is right now and an overall view.

With people whose fate line is very straight and very complete in one hand, but very broken in the other hand, it's always a good idea to look at those fate lines and compare them. What needs to change? What needs to happen in order to get somebody on that fate? If somebody finds that their potential fate line is "better" than their current fate line, simply imagine that line transferring itself over to the dominant hand. Over time they'll begin to notice changes.

The Sun Line

If you look at Figure #38, you'll notice what I typically refer to as a "sun" line or an Apollo line. Now once again, if you see only one line that runs up and down the hand, I will tend to read that as their fate line, also known as their Saturn line. If there is one very dominant line and another line that runs up and down and it also ends up near the Mountain of Saturn, I will read the really dominant line as a fate line and the secondary one as a Saturn line specifically.



However, if there is already a fate line that is easily discernible in the hand, and some ad-

Madame Reminds
Now, unlike many
of the lines that
have some kind of
discernment of
time, the fate line
is right now and an
overall view.

ditional lines that run vertically up the hand, I will read those in accordance with whatever mountain they end on. So in the case of Figure #38, that would be called a sun line or an Apollo line. It indicates somebody who has a very close, special tie with family, relationships, and in many cases with a public image. They're standing in the sun; they're standing in the spotlight. People that are very dedicated parents, who see that aspect of their life as being very overpowering or overshadowing to the rest of their life, will have a very well developed sun or Apollo line.

Likewise, people who have placed themselves in the spotlight will also have a sun line or Apollo line as in Figure #38. Sometimes these secondary lines don't run from the bottom of the hand upward. Any line that ends up there will be considered a sun line, even if it starts say from the heart line or from the middle of the hand somewhere, such as the Plain of Mars.

Whenever I see one of these secondary lines, I usually will point it out because they are unusual, they are rare, and they do suggest that the person that bears them has some very special energy in their life to direct in those areas. It's always a good idea to let them know. I generally think that your job as a palm reader is not to predict the future, but rather to make them aware of their subtle energies and to help them to use those subtle energies in a way that will benefit them and will help them make sense out of their life.

The Mercury Line

Figure #39 shows what I would typically refer to as a Mercury line. A Mercury line denotes several things, obviously it indicates somebody who has a life direction and a tremendous talent for writing, speaking and communication. It indicates somebody who should use that talent for their own benefit. Often the presence of a Mercury line will also indicate a dynamic interest in health, not necessarily health problems, but somebody who either thinks about or dwells on health issues a lot. Often they are very educated when it comes to things like vitamins, minerals, other supplements and how to use them appropriately. As you might imagine, these people also lean slightly toward being a hypochondriac.



The Jupiter Line

If you look at Figure #40 you will see what I typically refer to as a Jupiter line. By now, you recall that Jupiter is the mountain of success, career, drive and ambition. So keeping that in mind, a secondary fate line that ends up on the Mountain of Jupiter would probably suggest what? That's right – it would suggest that person is very focused on success and career. There is good and bad in everything; or as Shakespeare said, "There is no such thing as good and bad. Only think-



ing makes it so.” That person could be a work-a-holic, very ruthless. It could be somebody who is extremely dedicated and will always make time for everything in their life. They tend to have a very strong sense of achievement.

Those are the four basic types of fate lines. What is traditionally thought of as a fate line, the Saturn line, the Jupiter, Mercury and Apollo lines. On rare occasions, you may see someone who has all of these.

There are two other minor lines that I would like to bring to your attention. Keeping in mind that they are both very unusual, they are not typically seen. You may go a very long time before you see either of the things that are illustrated in Figure #41 or 42.

The Venus Girdle



Figure #41 shows what we call the Venus Girdle. The Venus Girdle is a half ring that runs under the two middle fingers. Typically it will actually run from a place between the first and second fingers on an arc to a place between the pinkie and the Apollo finger. Now, typically, what the Venus Girdle indicates is somebody who has a very fine appreciation of esthetics; that is, they like fine wine and fine clothes. They like silk and cozy, comfy things.

People who have a Venus Girdle will tend to be very aware of the esthetic nature of any

room or any place that they are in; which means that if something's wrong with the aesthetics of the room they will tend to not be very happy. For instance, if the room is too cold or too warm; if the light quality of the room is wrong or if the air quality of the room is wrong. Very often people with a Venus Girdle have extremely heightened emotional sensibilities and they will tend to find that a given environment is not very emotionally happy or emotionally satisfying if the physical qualities of the room do not meet their comfort level or what they enjoy.

Madame Reminds
*Whenever I see
one of these secondary lines, I usually will point it out
because they are
unusual, they are
rare.*

Occasionally you will see a partial Venus Girdle that is a Venus Girdle that is not completely formed or that is broken or in pieces. That often will suggest similar things, but with a great deal more flexibility and in many cases a great deal more inconsistency in what people judge as being acceptable or unacceptable. People with a fragmented Venus Girdle will tend to be people who one minute can really like a given room or can be known to ignore a lot of esthetic things, but then the next moment just become completely agitated. People with a Venus Girdle tend to appreciate finer things from an artistic or an emotional or spiritual standpoint.

The Via Lasciva



The reverse of that, Figure #42, is the Via Lasciva. Via Lasciva means the “way of lasciviousness”. And if you think about the Venus Girdle as being someone who appreciates the esthetics of beauty and the esthetics of emotional, psychic or spiritual things, the Via Lasciva is somebody who prefers the physical. These are people who tend to be very into sex, sensuality, but often in an unhealthy or unbalanced kind of way. They are not necessarily people who would do anyone harm; they are however people who would tend to grab life in accordance with physical enjoyment above all else. They can be prone to overdoing it, over eating, or over indulging in sex. They can be prone to grabbing too much of life and then sitting back and being disgusted with themselves. Often if someone with a Venus Girdle is getting into a relationship with a person who has a Via Lasciva, it can either be an extremely balanced relationship, where they each pull the other back into the middle or it will be an extremely chaotic, volatile, fiery relationship.

Once again, as with everything else in palm reading, you would never look at these things out of context or by themselves. You would always want to examine them as they relate to all the other lines on the hand to make certain that you are not giving unnecessary bias or unnecessary weight to just one thing.

Now thinking backward to all those things you have learned so far, notice that a Via

Lasciva or a Venus Girdle will also tend to intersect and on some level perhaps affect or interfere with any kind of fate line – Jupiter line, Mercury line, Apollo line, or Saturn line. Often people with a Via Lasciva will find that their over doing it gets in the way of their goal achievement, because they take the energy away from where it should go. Sometimes people with a Via Lasciva find that they stop their projects or they stop themselves just short of their goal, often on the level of esthetics, to stop and smell the roses, or to double check that what they are doing is really okay with their sensibility. It's a good idea to keep all those things in mind.

To recap: you've learned how the lines themselves relate to those mountains, how those fate lines will tend to stem from the Bridge of Neptune, the intersection between the conscious and the unconscious mind. You've learned about the Heart line that governs emotions; the Head line that governs thoughts; and the Life line that governs the overall amount of energy and the overall life direction. You've learned about the Mountains of Mars- Upper and Lower, and how those mountains channel into the middle into the Plain of Mars.

Notice, if you will, that the Via Lasciva and the Venus Girdle are outside of that Plain of Mars in essence. Or at the very least, they are rooted, they begin and end completely outside of that Plain of Mars. They are, if you will, in existence outside of the real world. The Via Lasciva and the Venus Girdle exist in the mind and in the spirit more than in the real world.

Madame Rants
Now, a little Lasciviousness now and then is GOOD for Madame... But be careful!

Madame Reminds
Occasionally you
will see a partial
Venus Girdle that
is a Venus Girdle
that is not com-
pletely formed or
that is broken or in
pieces. That often
will suggest similar
things, but with a
great deal more
flexibility.

So as you put these things together in your mind, find ways to allow them to relate to each other and to really be thoroughly understood. This might be an excellent place to stop for a moment to look at fingers and to ask yourself what might those fingers mean. What might the Jupiter finger be directing me toward in my life? And how might those fingers be useful when one is analyzing the palm of another?

In the next section we'll be talking about the fingers and how the fingers are the conduits of energy, the way your energy gets out in the world and is expressed. If you have a line that is channeling the energy straight up your hand to those fingers, to those very conduits, through which it will be expressed, you can imagine that these people get things done quickly or at least aggressively. I don't mean aggressive necessarily in a negative way; they get them done quickly. Often they will get them done with haste. That is acting without a lot of thought behind them.



See Appendix

CHAPTER EIGHT

The Fingers

In this section we are going to begin discussing fingers. Up until now we've really rather ignored them and they are very important.

The fingers, basically, are what allow you the ability to manipulate your environment. You use your fingers to pick up a pencil and to write a letter. You use your fingers to point and it is no coincidence that you point with your Jupiter finger. Think about it – we could just as easily have evolved the habit of pointing with our pinkie or our middle finger. There is also no coincidence that for years it has been considered rude to point with our Jupiter finger. For in essence, in doing so, are you not pointing your energy, your will, your very drive and aggression at someone?

Madame Reminds
The fingers, basically, are what allow you the ability to manipulate your environment.

The fingers are like conduits, tunnels, tubes, or the analogy that I like to use for fingers is that they are kind of like garden hoses. The quality of the garden hose will dictate how the energy or the water flows through that hose. What happens if there is a kink in that hose? Well, the water doesn't come out so well. It gets squeezed down and when it does come out it comes out with apparently greater pressure. If you twist or turn or bend the hose, the water will end up flowing to wherever the end of the hose is. A hose that's coiled up may only transport the water a short distance from its source, but when the water arrives, if that coiled hose had been

sitting in the sun, the water is changed. Though it went through a great journey, it didn't get very far, but along the way it got heated up.

If you look at Figure #43, you see the basic energies of the hand and how that energy travels outward. It travels from those mountains outward into the real world. One of the few exceptions to that direct travel is the Mountain of Venus where the energy spirals down going through that garden hose, if you will, being warmed up and changed and transformed before going out into the world.



One of the things that we look at with the fingers is whether the fingers are straight or not. If a finger is crooked or curved, it suggests that the energy is being directed slightly askew. In which case we try to notice what does that finger bend toward? The Mountain of Jupiter for instance which dictates success and career – a very strong straight Jupiter finger would suggest using that energy in a very direct way. But if the Jupiter finger has a crook or a bend rather dramatically toward the Mountain of Saturn it would suggest always trying to make sure that the person balance out their life, because the Jupiter energy is being directed toward the Saturn energy. If the Saturn finger bends toward the Mountain of Jupiter, it can be the other way around, but the work can be slightly overpowering to balance it, keeping someone slightly off kilter.

If the fingers twist or bend in some direction other than what is normal, it will often sug-

gest a re-routing or a detouring of the energy that finger is trying to create. Obviously, that can cause delays or a modification of that energy.

Another thing to look at is the length of the finger, basically in relationship to the other fingers of the hand. If someone has fingers that are all fairly square and short, for instance in an earth hand, but their pinkie is extremely long compared to the other fingers, that would suggest someone who has an extraordinarily well-developed ability to communicate their words, their ideas; to express themselves. In the case of somebody who has a very earthy hand, that is an excellent quality for them to perpetuate. It might keep them from punching someone!

Another interesting thing to notice is how someone presents their hand to you. When they put their hand out, are all the fingers together or do they separate them or spread them in some way? Someone who presents their hand with all of their fingers clenched together except the pinkie, the Mercury finger, is somebody who is very protective with their actions, with their money, or with their resources, but is very free and open with their words.

Someone who presents their hand as if they were giving a gesture from Star Trek, the “Live long and prosper” gesture, is in essence separating the two right fingers from the two left fingers and in doing so, separating physical and spiritual parts of their life. Again, this is not inherently a problem; it does indicate how they organize or structure their thinking.

Madame Reminds
The fingers are like conduits, tunnels, tubes, or the analogy that I like to use for fingers is that they are kind of like garden hoses.

Occasionally someone will lose a portion of the finger. That does not necessarily affect their energy in a negative way. But when we talk about re-aligning the energy of the hand, there are some particularly useful things that they can do to help ensure that that energy is not being effected poorly by the loss of that finger, or portion of that finger.



The next thing to notice is, in Figure #44, are any of the fingers “waisted?” I don’t mean wasted as in “thrown away,” I mean waisted as in do they have a waist? If you look at Figure #44, we have actually drawn the hand with some little indentations around the base of several of the fingers and in the middle of the pinkie. An indentation at the base of the finger is referred to as waisted. This waisting is sort of like the kink in a hose. First it restricts the energy and then it sends the energy bursting forward. A build up of pressure if you will. One of the challenges is that if the finger is larger above the waisting, the energy is coming out in a burst and then filling up a very large conduit; by the time it gets out it is not as useful, not as effective.

People with waisting in the fingers need to be reminded not to act in such short, explosive bursts, but to work at stretching their energy out over a longer period of time. Waisting on the Jupiter finger would suggest somebody that would allow something to get to a boiling point in the work environment before doing anything about it, someone who would allow themselves to be really frustrated or angry and then kind of blow up to

change something. These are people who have to wait until things reach the absolute worst in a work situation before they'll do anything about it.

Waisting on the Saturn finger will indicate similar things; someone has to get to the breaking point before they will insist on balancing things out or getting justice. They often find that once they've made a decision, "I want this and I want it now and it's what is going to be fair for me," it seems like it takes a long time to get it. That's not necessarily true, it's just because they've waited so long and then exploded over it, they want it all right now.

Many people will experience situational waisting around the base of the Apollo finger, particularly if they are having a marital or relationship issue; even more particularly if they are not communicating or talking about it. The waisting often will indicate somebody who would prefer a very long engagement, they want to take their time, but once they're ready they're ready. These are the same people who will go into a relationship very slow and say "No, no, no. I don't want to sleep together yet," but when they're ready watch out, because here they come!

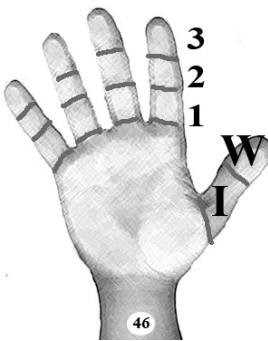
Waisting somewhere around the Mercury finger will indicate someone that takes a great deal of time to plan out their words, to plan out their thoughts, and is not necessarily very keen on actually putting forth their will.

The fingers can themselves be part of what makes the elemental shape of the hand. For

Madame Reminds
Another interesting thing to notice is how someone presents their hand to you. When they put their hand out, are all the fingers together or do they separate them or spread them in some way?



instance, the fire hand, that very pointy, conic hand that we talked about before (also called the psychic's hand or the healer's hand) is really only formed when the outside fingers bend or taper in toward the middle finger; as in Figure #45, when the fingertips themselves are very pointy. If you think about those pointy fingers and the hose analogy again, it's like having one of those little spigots on the end of the hose. Those little spigots are what concentrates the water down and makes it come out with greater force. Well, unlike the waisting which restricts the water and then sends it out into a rather large conduit where it slows down again, the pointed fingers are almost like a laser beam. These are people who are very intense and they are able to shoot forth with what they want. Their energy comes out with great intensity; often they are very intimidating to other people because of that level of intensity.



In the next section we will talk at great length about the phalanges of the fingers. That is the sections that are usually separated by the knuckles and by lines on the palm of the hand. If you will look at Figure #46, you'll see the three sections marked off.

The lower section of each finger, the lowest phalange, deals with base needs, base drives, survival and also the foundations that you have in a given area. They often will indicate your childhood or your educational background with regards to that given finger, that type of energy. The middle phalange deals with the real world, the here and the

now - what you are doing with that energy, how it's being used and what it really means to you. The top phalange, the very tip of the finger, deals with one's spirituality, one's higher intent, the philosophy or the ideals behind the way in which you are directing the energy out into the world.

Keeping that in mind, if you go over to Figure #47, you'll see that each of the fingertips, A, B, C, and D, is a different kind of fingertip. That is, each one represents a different one of the elements; and even an earth hand could have one finger that's a fiery fingertip. Now keeping in mind, that the fingertip represents spirituality, the philosophies, the ideals, you can probably imagine that the elemental shape of the fingertip is how one will manifest that.



If you examine the Mountain of Jupiter, and look only at the tip of the Jupiter finger, look only at the tip of the first finger, this is the spiritual way in which they go after their success, career, drive and ambition. If the tip of that finger is pointed as in the fire hand, it suggests that they would go after it very intuitively and very intensely. If it is squared off like the earth hand, it would suggest that they would tend to go about it through hard work. If the tip of the first finger is very watery, it would suggest that they have a great deal of emotional empathy behind what they do and how they go after things worthwhile. If it's an air fingertip, it would suggest that they find that they do their best work, their greatest achievement, through communication, through their word.

Moving over in the hand to the Saturn fingertip. If the end of the Saturn finger, again dealing with judgment, decision making, long term goals, life lessons, is the fire hand, these people will tend to be very intense, very psychic, very intuitive but will tend to express their rules and their decisions in terms of dynamic absolutes. If the Saturn fingertip is an earth finger, very square, very flat, that is someone who will enforce their rules and their decisions by physical force. They are very short on words and quick on temper. They will make their long-term goals for very altruistic reasons, things that deal with rules, what's right, what's wrong, justice, fairness. The water hand will have a more emotional approach and the air, of course, will want to explain everything to you in great detail about the rules and about their goals.

Madame Reminds
The waisting of Apollo often will indicate somebody who would prefer a very long engagement, they want to take their time, but once they're ready they're ready.

Moving over to the Apollo finger – relationships. Spiritually, if the fingertip is a fire fingertip, they express their relationship and their connectivity to the world in the terms of passion, sex, or sensuality. Spiritually speaking, if the tip of the Apollo finger is an earth fingertip, they may express their relationships through touch or by actions. More often than not they will express their emotional connection to others by trying to demonstrate to them that they care, by buying them things or helping them with a project, hands on.

Water fingertip – obviously they will try to show their connection to people emotionally and the air fingertip by explaining to them by

telling them how they feel by intellectual analysis.

Lastly if we look at the Mercury fingertip, on a spiritual level these people will communicate based on: Fire Finger- by intuition; they think you should be able to read their minds. When they do communicate, it's often loud. Earth fingertip – they communicate by doing, beating it on the head. Water – with feeling, crying, tears, laughter, smiles – these are very animated people. They often communicate with their body in an animated, gesturing, flowing kind of way. Air Fingertip, well, this is their finger. They are all about the gift of gab. So if somebody has a very strongly developed Mercury finger and a very airy fingertip, you may never get them to shut up, but you can rest assured that you'll know exactly what they think and in a lot of words!

Each of the phalanges itself will also be examined in greater detail in the next section. In many cases, palm reading is a process of starting out very large and very global and then slowly working your way down to more and more detail. When I do a palm reading I tend to look first at the overall hand shape, then the mountains, then the lines and then we start getting down in to the little details of the fingers, the fingertips, each of the sections of the fingers, and then all those tiny little lines on those fingers and fingertips.

At this point I would like to suggest an exercise. Make a photocopy of your own hand and turn it around so that you are looking at

Madame Rants
*Now Kiddies, we're
getting near the
end of this glorious
tome. So, if you
have any more
questions... NOW
is the time to ask
them!*

Madame Reminds
Palm reading is a process of starting out very global and then slowly working down to more detail.

it as if you were looking at someone else's hand. Then practice doing a palm reading. You pretty much know everything that you need to know to do a very basic analysis of the hand. In the next set of sections, we'll be dealing with more information on the fingers and the sections of the fingers, but will also be dealing with a lot of advanced information.

So take a moment now to bedazzle yourself and to be pleasantly surprised by just how much you have picked up already. A good way to do this when you are looking at a copy of your own hand, or when you are reading for the first few people as you begin to practice, is to go around the sections of the hand as if you were teaching that person palm reading. Point to the Mountain of Jupiter and say, "This is the Mountain of Jupiter. It deals with success, career, drive and ambition, and what your Mountain of Jupiter suggests to me is..." and talk about it. By doing it that way, not only will you have knowledge of it, but also you will know that you know all of those things that you know quite thoroughly. Even right now you are still having a degree of doubt; have I really learned all this material, do I really understand it?

Even if you are reading this for the absolute first time, I guarantee you, because of the way in which it's been put together and because of the way that we've communicated, your conscious as well as your unconscious mind has heard all these words and really understood them, easily and effortlessly.

You can be very successful even now if it is only your first reading. If it's your second, well, you are twice as good!

I'd like to suggest that you take a few moments to go ahead and do that exercise right now. If you don't have access to a copy machine or a scanner, then may I suggest instead that you make a tracing of your hand and draw in the lines and write on that tracing whether a mountain is over-developed or under-developed. You can even change it, play with it, pretend it really is somebody else's hand. What does that hand look like and what does it tell you about them?

***Madame Rants
Dahrlinks, when
you are doing a
palm reading, re-
member to gently
hold, cradle and
caress the hand of
the person you're
reading for. You
might get a phone
number!***

CHAPTER NINE

The Phalanges

In this chapter we are going to discuss the phalanges of the fingers in much more detail. If you look at Figures#46, 48, and 49, those will be the main figures that represent what we are about to talk about.

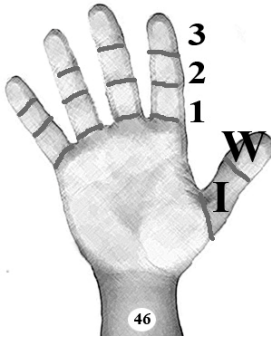
As we have already reviewed, the phalanges are the sections of the finger, the lower, middle and tip portions of the finger. Each deals with different aspects of the life that relates to the finger and the mountain that it stems from. The lower phalange is the base needs and drives of the human being; things like food, sex, breathing, and health. The middle phalange deals with the current day to day world. So for instance, it deals with the process of going to work, going to school, getting up in the morning, and getting dressed.

Madame Reminds
As we have already reviewed, the phalanges are the sections of the finger, the lower, middle and tip portions of the finger.

Health related issues might be indicated in both of these sections of any given finger. The lower phalange will typically show long term or chronic health issues; whereas the middle one will show current and immediate health issues, but that typically aren't a big concern for the long term. The tip of the finger is the spiritual center, the philosophical center, or the way somebody thinks. It tells you a lot about their mental alignment and the way in which they are directing their energy from within.

In magical practices, people will often dis-

cuss how your will dictates the world around you. I don't know whether that's true or not, but certainly your perception will always affect how you react to the things going on in your life. In many cases, your way of thinking will actually form or dictate the meaning of what's going on around you. The tip of the finger also deals with spiritual alignment, how that person feels about religion, spirituality, philosophical ideals, things of that nature.



The only difference to this rule is the thumb. In Figure #46 you'll notice that there are two sections that have been labeled – with an “I” and the very tip of the thumb with a “W”. You can think about that middle section of the thumb representing your ideas, the things that you are trying to put into motion right now. The end of the thumb, the tip, with a W represents the Will. That is, the will-power to follow through and do them. The base of the thumb is in essence the Mountain of Venus, your overall stamina.

When you think about somebody who has a very over-developed middle section of their thumb – in other words, if they have lots of ideas – but the end of the thumb is either very small comparatively speaking or if the thumb bends around in some way, it suggests that they may have a difficult time directing their will to achieve what they want. It's always interesting to look at the thumb and to see how those two sections balance out. Often you will see people with a very strongly developed end of their thumb but the middle section is very small. That suggests that this

person has a lot of will power, a lot of drive, perhaps a lot of push in their attitude, but they don't necessarily have a lot of ideas about things that they want to do.

The thumb reveals quite a lot about the way people manipulate the energies in their life, because it is your thumb that gives you the ability to manipulate and to pick things up in the way that you do. It's the opposable thumb that makes human beings different from most animals.

We look at the thumb to examine those two sections as well as the flexibility of the thumb. We want to make certain that the thumb is moveable. If it is very hard to move when you press on it or try to bend it a little in the normal direction, it would suggest that the person can be very controlling, also very stubborn and very unlikely to change.

Moving on to the next finger, the Jupiter finger or the first finger, there are two things you look at. You look to see if all the sections of the finger are all in proportion; are the three sections relatively in proportion to one another. Is the bottom section just slightly larger than the middle and the middle section just slightly larger than the tip? If one or more of those phalanges is over sized, it will suggest perhaps an over abundance or an issue in that given section of life.

The other thing you look at are those little lines in each of the sections. Vertical lines as in Figure #48 typically are good. They are little roads that connect one section of the



finger to the other and help energy move along. Horizontal lines as in Figure #49 typically suggest some kind of obstacle or road-block that someone has to overcome.



Looking at the Jupiter finger, the bottom section will tell you their overall energy. When they get in to a project are they committed to it? If there is an affliction there, some kind of a problem or difficulty, then it will suggest that on a base level – either something to do with food or money or health – there are obstacles that are affecting their obtaining their goals. A lot of times if people feel that money is standing in the way of their success it will show up in the bottom section of the Jupiter finger.

The middle section is here and now. If somebody has a lot of horizontal lines in the middle section of their Jupiter finger, it suggests that they are currently leaping through a lot of hoops. A lot of vertical lines will suggest that they have a lot of projects, a lot of things they are trying to get done.

If you look at the top section of the Jupiter finger, you'll learn about their spiritual attitudes about work.

Typically you don't have to comment on every finger, on every section, about every line of every hand. You comment on what is significant. Now it is also just as significant to notice if one finger or one section of the finger is drastically different from the rest of the hand? For instance, if somebody has a hand that is covered with a lot of little lines

and you get to the tip of their Jupiter finger, and you see that it is totally clean; that suggests something. It suggests that on a spiritual level they perceive their ideals and the things they are going after as being easier or right. There's less drama. It's less difficult to get those things.

Let us move on to the next finger, the middle finger, also known as the Saturn finger. If the bottom phalange of the Saturn finger has some kind of afflictions, it suggests on a basic level that they feel that something has stood in the way of their fairness, or being treated fairly or properly in their life. Often that's a health issue. It can also be the health of one's family because the Saturn finger deals with long term situations. Frequently the long term situations that are affecting our lives are the things into which we were born.

If somebody has a lot of vertical lines on the lower phalange of their Saturn finger, it suggests that there are a lot of long term goals that they are working on and that the foundation has been laid for a very long time. If you ever see a vertical line that crosses over the line where the knuckle is and goes into the next section – in other words, a vertical line that goes from the lower phalange into the middle phalange or from the middle into the upper – that suggests that you are making some kind of breakthrough in your life. You are about to take the energies from one realm into the other. If there's a line going from the lower phalange to the middle phalange on the Saturn finger, it suggests that you are tak-

ing something about what keeps you alive and keeps you going and are transferring your energy into the real world, the here and now world; either to help you achieve a long term goal or to go through some kind of educational process that you've been looking forward to for some time.

Madame Reminds
If somebody has a lot of vertical lines on the lower phalange of their Saturn finger, it suggests that there are a lot of long term goals that they are working on and that the foundation has been laid for a very long time.

The center section often will be filled with many obstacles, many horizontal lines. In the case of people that are in college, those lines will come and go particularly depending on how they view their college or their educational careers. Saturn also dictates long term educational goals. The very tip of the Saturn finger will tell you a lot about people's ideals and their spiritual alignment with regards to fairness and also with regards to their long-term goals.

Often, if you see someone and the tip of their Saturn finger is very inflamed or red, or it's much harsher feeling than the other portions of their hand, it will often suggest that they are feeling oppressed, or that they are feeling a need to end some kind of oppression either for other people or for themselves. A lot of times if someone is dedicating their lives to cause fighting, the tips of their fingers will be very red and inflamed. It is because they are putting a lot of energy into the spiritualistic ideal that they must make everything better. That's wonderful, but at the same time, it can create an imbalance in other areas.

In any system there is a limited amount of energy. As you may have learned in school, energy is never created or destroyed, it sim-

ply transfers from one form to another. Because of that, you only have a limited amount of energy in your system. If all of your energy is going into spiritual cause fighting, it's not unusual to see the lower phalanges of the fingers and other things on the hand reflect that other more practical sides of your life are suffering or being set aside. So it's always a good idea to remind people when any one thing in their hand is extremely over-developed, even if it's a good thing, where they need to strike balance and to let them know why.

Looking at the next finger, the Apollo finger, we'll gain insight about their relationships. The lower phalange of the ring finger is base needs: that's sex, food, money, sustenance and living. You can get a good idea here if the person's sex life is healthy; what their attitudes are toward it; if it's something that they are always feeling like they have to work on.

Lots of vertical lines in the lower section of the Apollo finger suggest that this person always feels like they are having to work or strive for relationships. Relationships are not something that necessarily come easily. Horizontal lines means the person may have given up working on it, or may have some major hurdles to overcome in order to find what makes them happy.

Madame Reminds
In any system there is a limited amount of energy. Energy is never created or destroyed, it simply transfers from one form to another.

Keeping in mind that the Apollo finger is also where people wear their wedding ring, if you see a lot of inflammation or stress-related indications at the base of that finger under or around the wedding ring, that also will suggest some issues with the marriage. We will be talking in much more detail about rings and

jewelry and other things on the hand later.

The middle section of the Apollo finger deals with the life in the relationships right now, commitments. It deals with people around you, how you feel about them. It deals with your attitude towards those kinds of things. You want to ask yourself: Is it well-developed, under-developed, red, pale, are there lines?

Madame Reminds
The bottom phalange of the Mercury finger deals with your overall foundation you have with which to communicate.

A lot of times, people who are always talking about a relationship, about wanting a relationship and how much it means to them to be in one will have a very large top and bottom section of their Apollo finger but the middle section is very small. This indicates that although relationships are something they need on a foundation level and ideally they feel they are important, they just don't put a lot of energy or time in the here and now into creating or maintaining them. That's not a message that you can give to people in that situation that they will typically receive very well.

The tip of the ring finger deals with spiritual attitudes towards relationships. If this finger is over developed, if it's red or has a lot of horizontal obstacle lines, it suggests that the person has become too idealistic and perfectionist orientated about their relationships. It suggests that their identity has become so wrapped up in the idea of a relationship, that it makes it very difficult for them to have it or to find one.

Much like the mountains, the sections of the

fingers do change rather quickly. Not necessarily the proportions or the sizes, but definitely those little lines and the overall firmness, puffiness, inflammation, that sort of thing. One of the other things you look for in each of the sections are calluses or hard spots. We will be discussing calluses and burns in much more detail later on so just keep that in mind.

Madame Reminds
***People whose
pinkie comes from
the Mountain of
Mars tend to put
everybody else
first.***

The last finger, the Mercury finger, deals with communication. The bottom phalange of the Mercury finger deals with your overall foundation you have with which to communicate; your life experience, your level of education, how well spoken you are. It also deals with your past; how much you were encouraged or discouraged when it came to speaking your mind.

In many people, the lower section of the pinkie is actually set very far down on the hand, very out of position, which is like the pinkie is coming from the Mountain of Mars Lower. It suggests that to this person, words should always be squelched in favor of making other people happy or defending other people. People whose pinkie comes from that Mountain of Mars tend to put everybody else first.

I know one person who I met years ago, who if you looked at the back of their hand, their pinkie looked perfectly normal. It had three sections; they were all about equal. But when you looked at the palm side of their hand, there were only two distinct sections – a middle and a top. The bottom part was

practically non-existent, simply because of the way their hand was formed. It worked normally and it looked perfectly normal from the back, but in the palm it had no lower section. Interestingly enough, this person had a very small vocabulary, had a very difficult time communicating in a way that other people really understood, and came from a family background where they were constantly told not to speak, not to express themselves and no one wanted to hear what they had to say.

Madame Reminds
When you turn the hand over, look at the fingernails. In some people the nails have been trimmed or filed so that they follow the natural contour of the finger.

When I met that person, they were very young and very introverted and not extremely well educated. The middle section was very over-developed, as was the upper section, of course, since they had to take over the space that was there. He was always trying to talk, always trying to make a point, always trying to discuss things, but it's kind of like an old joke among mind readers. "Reading a mind is like reading a book. You can't read blank pages." Well, in a similar fashion, this is somebody who in their mind is very brilliant, very intellectual, but lacked the ability to put it into words and communicate. Which made conversing very difficult for him.

The upper level deals with your ideals, the concepts behind your communication. Likewise, this person was very spiritual, had a lot of brilliant creative ideas and insights and a very dynamic and pure creativity and connection with the divine. However, their ability to put it into words, to express it or to use it was grossly limited.

I'm not saying it was because of their Mercury finger, but rather the Mercury finger was an indication of that problem. The Mercury finger revealed, for anyone who knew how to look, where the problem really rested. Knowing that made it very easy to help this person by suggesting they learn certain things, go through different kinds of education, place themselves in environments where people would listen to them and slowly over time re-educate themselves.

On an energy level they were also taught some of the techniques that you will be learning later in this book to help adjust or change the energies of the hands to help make them more in alignment with what you really want to be and not necessarily what you see when you look in your hand.

Madame Reminds
*Your fingernails
can change the
shape of the tip of
your finger.*

This is also an excellent time to discuss the fingernails. When you turn the hand over and look at the fingernails, you notice a couple of things. In some people the nails have been trimmed or filed so that they follow the natural contour of the finger. In other people, they trim or file their nails in a way that's very different from the actual shape of their fingertips.

Your fingernails can change the shape of the tip of your finger. For instance, if somebody has very square fingernails, but their fingertips are very pointed, they in essence will end up toning down the fiery energy of their fingertip by putting very square earthy fingernails. Your fingernails represent your pro-

tection. They are the physical protection behind your spiritual ideals. If the fingernails are compromised in some way - that is if they have holes or pits - often this suggests that on a spiritual level your energy has been violated and that you have been dealing with a lot of stress, physical, mental, emotional or otherwise.

Madame Reminds
People who habitually use false fingernails or acrylic extensions find that they start setting up unconscious boundaries in their life.

If you need to change or adjust the energy in your hand in one way or another, one very simple way to do that is by changing the color or shape of the fingernail. Note, however, that if you start adding to the fingernail, whether with glue-on or acrylic nails, you begin to adjust your energy and in essence create almost an artificial shield.

People who habitually use false fingernails or acrylic extensions find that they start setting up unconscious boundaries in their life. Now that's not to say that you can't use those things, but it's a good idea to do something else to open one's self up and to put doorways in those boundaries.

It's always a good idea to remember that everything that we do to our body is a metaphor for other things in our lives. People who have recurring illnesses or ailments find that what they talk about they create. People who always say, "Now that really upsets me" very often will deal with upset stomachs. People who say "That really is a pain in my..." end up with hemorrhoids or constipation.

So bear in mind that whatever you say, or whatever you do to your hand ends up being

a metaphor that is acted upon in your life. Often problems that arise are simply your body trying to tell you something.

In the next section we are going to begin with a little bit of a review, a waking trance to help you put all of this information together inside your mind, and then we are going to discuss shapes in the hand. Things like boxes, stars, triangles, spirals, as well as personal shapes. Those shapes that are not necessarily traditional or standard, but that are there nonetheless. Every so often you'll have somebody come over to you and say "Look, I have a swan in my hand!" Well, you might not notice it or see it, but they do and it does have some meaning because of that.

So, I will suggest that at this point you take a break and then move on to the next chapter.

Madame Rants
The next time you see one of those people with the 6 inch acrylic nail extensions with different color stripe nail lacquer on each nail, ask yourself what they are trying to do to their energy!

CHAPTER TEN

As you know, from time to time throughout this book, I've taken a moment to ask you to go inside and to review what you have already learned. In this particular instance I would like to do it in kind of a different way by asking you to go outside.

Go outside of your room, or if you can't do that, go outside of yourself for a moment. Just put your mind outside, perhaps taking a stroll through the park or a forest or someplace you think of as being comfortable, calm. And I'd like for you to take a moment and imagine yourself walking along and you hear the sound of your footsteps. Feel the temperature of the air around you. Smell the smells.

As you are really enjoying this walk outside yourself, take a few moments to raise up your own hand in that place. And as you do, think about what it would be like if as you put your hand back down, an exact copy of that hand were to remain, made of white light, hovering there in the air where you left it. And as you look at that hand of light out there in your mind, take a moment to allow the things that you have learned to take on some special quality. Let each line glow in its own special color or perhaps allow it to vibrate a special kind of music and sound. See the light in the tips of the fingers radiating upward into the spiritual world, making contact with that great, divine, all-that-is power.

Take a moment, if you will, to see the light

Madame Rants
It's a Trance Kids.
Don't THINK
about it....
DO IT!

from the middle part of the finger stretching across the horizon of the world out there around you in such a way that you can sense a connection between that middle section and all that is everywhere: The trees, the flowers, people, cars, buildings. Imagine the lower section of the finger radiating downward into the earth, mingling with the roots of the trees, the very nurturing power of the earth around you. Mingling with the water that will nurture those trees to produce the fruit, the food that will later feed your body, and sense those things connected now in their own special way.

Imagine those energies in that hand connected by an invisible thread to the energies in the hands of all of one's relatives and ancestors, mankind through years in the past, and far into your future. That light hand can be an enjoyable part of a light body. And as you surprise yourself with how much of this information you easily remember, one can really understand that it is because of the connection between you and them and all things now.

You can bring your mind back inside. Take a few moments to kind of clear your head and realign with the room and with this page so that you can begin to learn about what I think is one of the most interesting parts of palm reading and that is learning about the shapes.

Shapes

If you look at Figures #50 through 57, you'll see a series of shapes, two parallel lines, a triangle, a square, a kind of broken up square, a star, a spiral, an asterisk, a spider web, etc. These are just some examples of the shapes you might see. Now occasionally palm reading books will go into information about the shapes. They'll say this means this and this means that, but they never explain why.

I like to teach people principles; principles that can be applied universally to any situation whether or not I specifically mention it. In my tarot book, "Tarot With 'Tude" for instance, I teach people about tarot cards not by saying this card means this and this card means that, but I explain to them a series of principles. Once they understand those simple basic principles, they can apply those to just about any deck, anywhere, anytime whether it's something that I've talked about specifically or not. In other words, rather than just memorizing and regurgitating information, people actually learn.

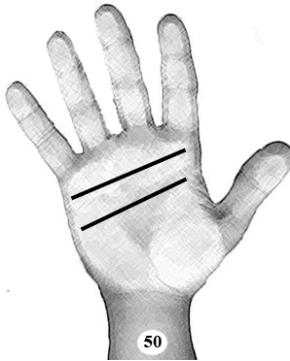
So in order to talk about shapes, we have to discuss numerology. What we are looking at here is the numerology of the lines. In other words, how many lines make up a given shape?

In numerology, the number one signifies

Madame Rants
Gratuitous Plug:
Tarot With 'Tude
*is available
through most ma-
jor booksellers,
and direct from the
publisher, via the
order form in the
back of this book.
Madame has a
vision... She sees
you buying it.....*

some kind of a beginning or a birth. Typically most lines in the hand are just that, a single line. They are not a shape. A single line indicates a birth, a birth of the energy, a flow of the energy, taking the energy from one place to the other. It's what we have been talking about all along.

The number two in numerology represents balance, questions and answers, and opposition, opposing forces. There are basically two ways in which a two-line figure can be formed. The lines can either remain parallel to each other, as in Figure #50, or they can cross each other forming an X, or an intersection or a perfect cross or T.



Note:
The shapes are drawn large for clarity, but generally as only a half inch or less across

Whenever you see a figure created by two lines, on some level it represents two different energies. Those energies can either be crossing each other or they can be running parallel to each other, complimenting each other, but occasionally fighting for which one gets to be in charge. Whenever you see a shape like that, if it really stands out as being significant look at where it is. In other words, the shape will have a meaning that relates to whatever line or whatever mountain it falls on.

Two parallel lines on the Mountain of Jupiter would suggest two parallel courses for their work or their career. If the lines intersect, it can suggest that there is a junction or an intersection between those ideas where one may have to choose or where they are coming together. Typically if I see two lines that cross each other at 90 degrees, I think of that

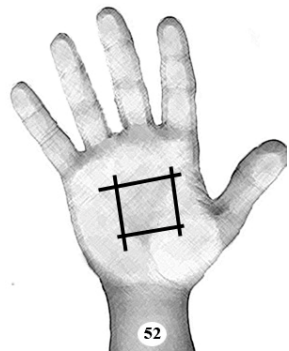
more like a cross hair on a gun. You are bringing together two streams of energy in such a way that you are getting it right in your sights and you are about to go after it and explode, like a bullet coming out of a gun, to go get your goal.

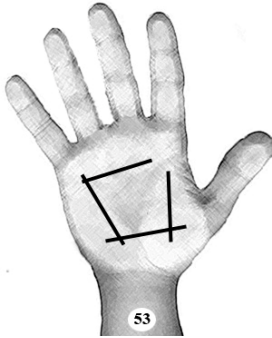
The number three in numerology is the number of creativity and expression. Figure #51 shows a typical figure made from three lines, it would be a triangle. Any time you see a triangle in the hand it does suggest some kind of dynamic creativity and that they have been joined with some sort of a partner, either a physical partner or a spiritual partner; somebody who will help them to achieve their goals. If that triangle is, for instance, on their Mountain of the Moon it suggests that that creativity, that expression, is something to do with unconscious principles - psychic communication, spiritual communication.



If the triangle falls on the Mountain of Mercury and the Mountain of Mercury is very overdeveloped, that suggests that the person certainly is using their creativity and their expression and their gift of the gab in a very dynamic way. Shapes usually suggest something significant and big in one's life, not just run of the mill.

Four lines, if they all touch, have to form some sort of a box. Figure #52 shows such a box. That typically is something that you have "put in a box" and have set aside. It is a foundation of some kind; fours are always foundations. So it is a foundation, but it is





one that has been set off to the side for a bit. A box on the Mountain of Jupiter suggests a career goal that has been shelved. A box on the Mountain of Apollo suggests perhaps relationship issues that have been shelved. If you see a shape as in Figure #53, a box that is slowly disintegrating, it suggests someone is taking that idea out of mothballs and is preparing to use it in some way.



In numerology, the number 5 represents questions and answers, usually very lofty ones. It's a process of dialoguing with the Universe and saying "this is what I am trying to find an answer to" and the Universe saying "oh, here's your answer!" It is rather unusual to see a star in someone's hand, so when you do suggest that it shows you that they are in contact with the Divine. Again, wherever that star happens to fall, it will kind of tell you what area in their life that contact with the Divine applies.



The numbers six, seven, eight or nine are very unusual or rare to see a figure made with these numbers. But they may be there. Six represents major adjustments in one's life. It could be a six-pointed star; it could be a six-sided figure; it could be a spiral as in Figure #55. Sixes represent some kind of major adjustment taking place, shifting around to make room for things in your life.

Seven – any figure with seven distinct sides or facets is a connection with the divine or spirituality. It's a spiritual number. It suggests that you are being protected or looked after from above. Eight, an octagon perhaps,

is a power number. It suggests tremendous force and energy behind you. Nine is a number of completion or harvesting, that it's time to collect what you have started. Again, anything above five is very unusual to see as a distinctly perceivable shape, but once in awhile it will happen.

Now, some other shapes you might see: Figure #55 shows a spiral. Again, in the sketches, the shapes have been drawn so that they take up the whole hand. Now that is possible, but more often than not what you are going to see is a tiny version of this shape somewhere on the hand. A spiral represents a cycling; it represents that you have come full circle in things and that you are ready to move on to the next big cycle or life path.



Figure #56 shows an asterisk that is again in essence a cross hair. It suggests that you are bringing together, in this case, more than two energy streams and they are all intersecting and that for a change all the things in your life are coming together in a way that is unique and better and ready to make things happen.

Figure #57 shows a combination of Figures #55 and 56. That is, a spiral with a bunch of lines on it. This particular symbol is unusual and it represents a spider web. If you think about it, what does a spider web signify? It signifies building a home, but it also represents weaving reality. So typically, people with this particular shape in their hand are people who are very good at manipulating and weaving reality to be whatever they want



it to be for the good or the bad. Definitely something to keep in mind.

Personal Shapes

Now, this brings us to an important point. A lot of times people will come to you and they say “I have this picture of a (whatever) in my hand.” I’ll tell you the truth, in the years that I have been reading palms most of the time when people come up to me and go “I have this picture in my hand,” and they show it to me, I don’t see it. Now, if you look in someone’s palm and they say “Look! I’ve got a Chihuahua in my hand,” and you see the Chihuahua very cleanly, very plainly, feel free to interpret it in accordance with your own symbolism for what a Chihuahua means. Look at where it falls on the hand and what Chihuahuas represent to you as the reader.

Madame Reminds
In the years that I have been reading palms most of the time when people come up to me and go “I have this picture in my hand,” and they show it to me, I don’t see it.

But, in most cases when people come up to you and say “Look, I’ve got this shape,” if it doesn’t fall into the numerology that we have been talking about, then consider it what we call a “personal shape.” Something that has personal significance or meaning to them. What I would suggest at that point, is that you go through a series of questions. Take a moment to ask the person that you are reading for, if they say they see a Chihuahua, “Well what does a Chihuahua mean to you?”

Another good way to get the information from them is to say, “Do me a favor and de-

scribe three qualities that you think every Chihuahua has.” They might say things like – well, they’re cute, they’re affectionate, and they are high strung. Well, you can then apply that symbolism of cute, affectionate, high strung to wherever the Chihuahua is in their hand. For instance, if it were on their Mountain of Jupiter it would suggest that there’s the caring, high-strung qualities that they are applying to their work environment.

You can take what you already know, build on it and extract information from other sources. In the case of a symbol that you don’t really see, it suggests that the person who’s presenting it to you and saying “Look, I have a Chihuahua in my hand” wants to see that Chihuahua, and that the Chihuahua has a message or represents something for them. By asking them to give you several qualities of the Chihuahua and to point it out in case you can’t see it, you combine their symbol, the metaphor that they came up with and the knowledge that you already have about palm reading. In combining them you wind up with more information; better information that on so many levels is much more useful information.

Keep in mind that with personal symbols, people will be very insistent that they are there. You may not see them so it’s always a good idea to treat them as if they are legitimate; take some time to talk with them and explore what that personal symbol means to them.

Madame Reminds
*You can take what
you already know,
build on it and
extract informa-
tion from other
sources.*

As you've already learned, once you know the principles you can apply them to just about anything. That will become extremely significant in our next section when we will begin talking about the meaning behind cuts, burns, scars, warts, dots, spots, and unusual leafing or looping in the lines.

Madame Rants
Symbols and shapes are so seldom present, that they are one of the FIRST thing Madame notices, but one of the LAST things she mentions. This gives her Bad-Ass self time to download the meaning from the psychic internet.



See Appendix

CHAPTER ELEVEN

This is the “secret bonus information.” This is stuff you will see covered in almost no books. Even when I teach palm reading, I only cover this information if time permits. So consider it very advanced information and in many respects, consider it information that you would cover last with someone; unless you notice something significant relating to these things right away.

These next two sections are definitely bonus material. These are not things that are typically covered in most palm reading books and even in many of my classes. Some of these are things that I have discovered over the years, others are things that I have sort of collected over the years from other expert palm readers.

Madame Reminds
It could be said
that sometimes a
burn is JUST a
burn... But to
Madame is all part
of HPFM! (See
Tarot With Tude
Glossary)

Cuts, Burns and Scars

We are going to speak specifically about cuts, burns, scars, warts, dots and white spots; also the phenomenon of clover leafing. Now, one of the first things you will hear if you ever say to somebody, “Oh, well, you have a cut here on your Mountain of Jupiter and that means this” is they will begin to make all kinds of excuses. You’ll hear people all the time talk about the calluses are just from – whatever – “I work with my hands.” It may be because they work with their hands, but it is seldom just that. Plenty of people that work with their hands don’t necessarily have a callus there, so it is definitely something to keep in mind.

Let's start by talking about cuts. Now, typically, most people do not cut their hands intentionally. Cuts, in theory occur by accident. On the same token, you can argue that there are no accidents in the world. So it's a good idea to look at the cut as being a metaphor that they want to remove something from their life. A cut suggests a quick, clean, dramatic attempt to excise some energy from their life.

Madame Reminds
There are no accidents in the world.

Obviously I cannot go through every possible combination of this, but simply think about it – look at where the cut falls. If the cut is on their Jupiter finger, it has something to do with their career or their ambitions. You know enough about the phalanges of the finger to know that if the cut is on the base of the finger it would suggest that they are trying to excise something of their foundation or their history. It's not unusual if someone is tired of what they were educated in doing and they want to do something totally different, they will start manifesting cuts on the lower section of their Jupiter Finger. In essence they are trying to excise or cut away their education, remove it from their life.

In the here and now, the middle section of Jupiter, a cut would suggest any instantaneous issue such as trying to quit a job.

Madame Reminds
If the cut is on the base of the finger it would suggest that they are trying to excise something of their history.

Cuts on the tips of any of the fingers are rather interesting because they suggest that an old portion of their philosophy, either something they were raised to believe in, or something they thought they believed in for a

very long time, has become rather outdated and no longer serves a purpose.

On the Saturn finger, a cut would suggest trying to get rid of a bad decision. It can just as easily suggest trying to eliminate or to change some kind of long-term goal or long-term direction. On the tip of the Saturn finger that cut would suggest outdated morality that someone is trying to get rid of so that they don't continue to make judgments or decisions based upon it.

Cuts on the Apollo finger can be very significant. They tell you what the person is trying to get rid of, in this case, something to do with relationships, romantic or otherwise. A lot of times, if someone is trying to make a break from a co-dependent or difficult relationship, they will manifest cuts on the tip of their Apollo finger. Cuts on the little finger suggest that one is trying to, again, excise or get rid of something that one had been communicating or expending a lot of energy being creative about.

Madame Reminds
What is a scar? A scar is simply a cut that has remained.

Cuts on the Mountain of Venus can suggest trying to get rid of responsibility or stamina. On the Mountain of Mars they are about trying to excise fights or battles in your life. On the Mountain of Luna, a cut suggests that you are being tormented by some unconscious thing that you are trying to excise or get rid of. Cuts across the lines, like any other line across a line, indicate a change or a break in that path, in that energy. In the case of a cut, it's something you are trying to do, trying to make happen. Remember that typi-

cally, unless they are completely inflicted upon you by someone else, cuts indicate some action on your part as well. Those cuts are significant.

Madame Rants
Don't go cutting
yourself to change
the energy of your
hand... Madame
will show you bet-
ter ways in a bit!

That brings us to the concept of scars. What is a scar? A scar is simply a cut that has remained. So scars are not so much about trying to excise something, but they are a reminder to you about changes that you have made or things that you have managed to remove or excise in your life. A scar is your way of saying, "Hey, I took care of this. I am better and I know it."

Scars are often like a badge that we wear. It lets the world know that we have made a difference, that we have changed something. As a palm reader, if you notice a lot of scars in someone's hand, you can certainly comment on those as being things that they changed or got rid of, and that they want to make sure on some level that they never forget about it. This way they never repeat it again.

Burns are a little bit different from cuts or scars. A burn suggests something that you want to change or get rid of, but the way you're trying to do it is by burying it or mashing it down or scarring it beyond recognition. It often suggests trying to eliminate something via overdose or super-saturation. If you think about it, what is a burn? A burn is simply something that occurs when flesh touches something hot and it compresses all of those bits of skin. It compresses the issue down and sears it. Then it fills with water,

water represents emotion. Eventually it bursts and then it may leave a scar or it may heal completely. So burns represent a desire to push something down, subjugate it, almost to not deal with it. But usually it indicates that you've been doing it for so long that it is crying out for your attention and that is when the burn actually manifests.

Years ago, I manifested a rather severe burn on the back of my middle finger. It happened at a time in my life when I was certainly at a turning point and needed to make some big changes, but kept putting it off and putting it off. When I say a deep burn, I mean it looked almost as if I had cut my finger with a drill; but in fact it was just a very, very deep burn.

Madame Reminds
A burn on the Mountain of Saturn suggests that one has allowed one's long-term goals to be ignored for much too long.

A burn on the Mountain of Jupiter suggests there have been career issues that have been allowed to go on for too long and that someone has been ignoring and ignoring and now it is crying for your attention. Keep in mind too, that although a cut may only hurt for a day and begin to heal, burns – particularly if they are severe enough – will demand your attention for many, many days while they are still healing.

A burn on the Mountain of Saturn suggests that one has allowed one's long-term goals to be ignored for much too long, or that there's some moral judgment or decision that you have to make. Burns involving Apollo, are issues around relationships. A burn on the Mountain of Venus very often can suggest that one has been ignoring health issues,

been abusive to one's body or in other ways not taking care of physical stamina-related issues. So now your body is again crying out, saying, "Hello, you need to pay attention to me."

Those are the three major types of injuries – cuts, burns, and scars. Occasionally there are impact injuries, such as hitting oneself with a hammer or slamming a finger in a door. These are also significant. You can think of an impact injury as a combination between a cut and a burn. The metaphor would simply be trying to hit your problem on the head with a hammer.

Someone who is continually cutting, burning and doing things to only their left hand, if it is their non-dominant hand, suggests that they have a lot of issues with their past that they want to change. Sometimes, by simply acknowledging this, they stop injuring themselves, while a part of their resourceful inner unconscious mind begins to work on the problem.

Warts, Spots and Dots

Warts are actually caused by some kind of a virus. They are a virus, or sort of like a bug, if you will (it's a metaphor, not really a bug), that gets under the skin and creates this "callus-y part" that for many people they deem as being unattractive. So warts, typically, suggest some kind of either destructive or unrelenting thinking process, something

that is going on inside of you that you are trying to deal with and heal. It suggests that inside of you there is something that is gnawing away at you, something you're trying to work on and repair. Warts can crop up anywhere on the palm and in many cases, if an issue is resolved, they simply disappear.

A wart on the Mercury finger will suggest that there are things underlying in your mind that are annoying you or kind of nagging away at you but that you are not communicating or you are not getting out. I like to use the term “infectious thinking” – something that you are thinking about that keeps tampering with every other portion of your being. So a wart in the Mountain of Mercury could be affecting your communication, your creativity, your ability to express yourself – all of those “Mercuric” things. It might be in the ideals, in the here and now, or in the base section.

A wart on the Mountain of Luna can suggest very long lasting, almost tormenting dreams and issues that have become just too much to deal with. Warts on the Mountain of Venus – worries, frets, stresses relating to health and overall wellness and the like. A wart on the Mountain of Jupiter, again, is an underlying nagging difficulty in the work environment, success, career, drive and ambition. It's something that has been in there just eating away, eating away at it. Not necessarily eating away at you, but eating away or undermining that environment.

In many cases, the things that a wart indi-

Madame Reminds
Warts, typically, suggest some kind of either destructive or unrelenting thinking process.

cates are well hidden or well buried. Think about it – a wart is kind of like a big callus. We briefly touched on it earlier, but calluses, like warts, indicate trying to cover something up. Here, if I put it under enough callus, or under a wart, you won't see it, you won't notice it, it won't bother me anymore. But it's still there beneath the surface nagging away.

Warts on the Mountain of Saturn, again, particularly tell you about how someone is being affected by their past. Warts on the Mountain of Apollo – how they are affected by their relationships and what underlying, nagging, thinking is there. If a wart actually intersects or interrupts the flow of a major line like the lifeline or the headline, it is definitely suggested to work on getting rid of the issue that created it.

Now, you can get rid of that wart on a physical level, and in many cases, an epiphany will happen. That is, if you use some kind of a wart remedy or have it frozen off, if the callus is buffed away, very often that will bring about a change in your life.



Dots and spots are things that occur in the palm in a variety of places and situations. What I'm talking about here are typically the white spots that are thought about as being a fat deposit or a red spot. Usually they are very pronounced and look like they were drawn on the hand with a marker. Figure #58 and 59 show some examples of those kinds of dots that I am talking about. Normally they will occur on a line and they indicate something happening at a moment in

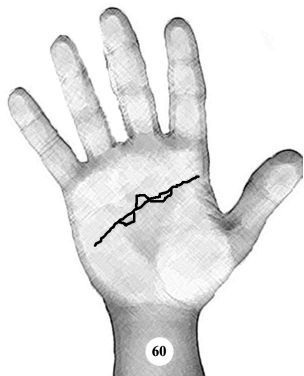
time. However, they can also occur on a mountain in which case they suggest a more long-term affection of the energy of that mountain.

Dots and spots are like potholes. They are dents in the road or a hole in the reservoir, if you will, through which the energy just sort of leaks out. They suggest something acute, something very specific and very powerful, but also very limited and very “boundaried”.

The larger the size of the dot, obviously, the larger the drain and the more compromise is being placed on your energy. Those energies can be patched, those holes can be filled by visualization and by other techniques. But if you simply identify what the drain is and work on healing that drain, fixing the thing in your life that created it, usually that spot will simply disappear.

Those spots often take some degree of time to disappear, but when they do, they vanish suddenly. So you may have to work at a given issue for a week or a month or six months, and then literally over night the spot vanishes. It isn't that what you did that night made the big difference, it's that the cumulative effort over the period of time made enough difference that, finally, the drain was just plugged.

The last thing I want to talk about in this section is what I call clover leafing. Figure #60 shows an example of that. Clover leafing refers to loops, or islands, or chains that come off of your lines. We talked a little bit



about that earlier, but it is significant enough that I like to speak of it separately. Clover leafing suggests looping backward. It suggests a time in your life where you are in essence going to be asked to go back in time and take on responsibilities, experiences, or lessons that you see as being somewhat redundant. “I’ve been there, I’ve done that, why am I doing it again?”

The significance of clover leafing, however, consists of several things. Number one, when you see clover leafing, it generally suggests that someone is about to experience an old thing – something they’ve already been through - but from a different viewpoint. Kind of like if you ever go through a really rough break up and you are treated very badly and you think the person really victimized you, and then in the next relationship break up they are accusing you of all those same things. It’s allowing you to experience it from both sides. That’s what a cloverleaf is.

Madame Reminds
The other thing a cloverleaf will indicate is when you are being asked to step backward into a role that you feel is redundant.

The other thing a cloverleaf will indicate is when you are being asked to step backward into a role that you feel is redundant, something you feel you have already done, there’s no reason to do it again, why am I here, the reason, typically, is so that you can “wow” people. In other words, you are going to be stepping into a role that is very repetitive, something that you know, and you can do very easily. You know it inside and out, backward and forward. Because of that, you will really be able to do an amazingly good job as long as you don’t just shrug it off and

go, “No, I’m not going to bother.” You will be wowing the people around you and they will let you know that you have wowed them. Because of that, you will have a recent memory or a recent experience of having your ego boosted and of having people be amazed and very proud of what you are doing.

Normally that will happen in your life when you are getting ready to go forward into something that is very unknown, uncertain territory for you. The cloverleaf is allowing you to have a recent memory, a recent experience, of doing something amazing so that you can draw upon that confidence as you go into the unknown. It’s as if your life is trying to set you up and it knows that you are going to be doing something difficult, so it wants to give you an ego boost before you go into that difficult time so that you can remember it.

Clover leaves often will indicate delays for many people. After all, if you are looping backward into something that is remedial or that you feel you have already done, obviously it’s delaying your forward momentum and your forward progress. So make sure, when you see a clover leaf, that you warn people not to get impatient, not to feel like they have to suddenly push forward and avoid doing what is remedial. In fact, usually when a cloverleaf appears in the hand it’s suggesting that one needs to go back and do something on a remedial level is actually very valuable. It’s actually something that you really should consider doing, because there’s a lesson there.

Madame Reminds
The cloverleaf is allowing you to have a recent memory of succeeding.

One of the things you’ll learn about palm reading is that a lot of times when people see something in their hand they feel it is not as changeable as, for instance, if they get a Tarot reading. Somebody gets their cards read, and they feel like, “Well, yeah, I can change that and my cards will be different tomorrow.” In palm reading, things are just as changeable and just as mutable; however, palm reading is a reflection of what’s going on on the inside.

Palm reading is a reflection of what you have set up for yourself. The reality that you have created by a thought, an idea or a belief that you have initiated in the now. As many metaphysical writers have said, including Jane Roberts when she channeled Seth, “The point of the power is the present.” The things that you believe, the decisions that you make, all affect where you are going in the future in this instant. Those things that are reflected or mirrored in the hand are reflections of those decisions. They are reflections of points of power, points of the present that have already passed. If you wish to change them, you can do that in the here and now, but you must give some time. You must allow some time to pass so that you can walk the talk and then begin to notice the hand mirroring or reflecting the new future that you have chosen in this present.

Madame Reminds
Palm reading is a
reflection of what
you have set up for
yourself.

For every moment is a present. Now.

In the next section we’re going to be learning about jewelry. How the jewelry you wear

affects your hand. We're also going to be talking about changing the energy of your hand. That is, if you find things in your hand that you don't like or you're not happy with, we're going to teach you a couple of techniques to alter that energy and shift it into something better, shift it into something different. To take advantage of the fact that the point of the power is in the present and to make a decision to change the future.

Madame Rants
***So, when you are
done with the next
chapter, you'll
have an excuse to
go jewelry shop-
ping... I know,
who needs an ex-
cuse!***

CHAPTER TWELVE

As we conclude Madame Gorgonzola's Palm Reading Plain And Simple, I would like to share with you some information that typically you won't get from any palm reading course. We're going to talk about jewelry and how the use of rings will affect your hand and your energy. We're also going to talk about how you can change the energy of your hand intentionally. There are many people out there who wear rings every single day, some people who never wear rings, and there are people who have worn the same ring for so many years that it won't even come off.

Jewelry

Any time you wear a ring, you are in one way or another affecting the energy of your hand, affecting the energy of the finger on which you wear the ring and affecting the flow of that energy. If you wear rings on your non-dominant hand, you will tend to affect the energy that you are attracting or drawing toward you and if you wear rings on your dominant hand, you will affect the energy that you are sending out into the world.

Typically, rings that are worn out of habit – not always, but often – will somehow diminish the energy of a given finger. It's kind of like when people eat without thinking. If people just put food in their mouths without thinking - am I really hungry right now, am I still hungry - what happens? They gain

weight.

People who insist on doing a given activity just because it happens to be Tuesday at 10 o'clock become mired in a rut. Likewise, since the rings that you wear do affect your energy, any ring that you wear just because you always wear the ring will tend to have some effect upon the energy of your hand. I find that if you wear jewelry intentionally - that is if you consciously select a piece of jewelry to wear on a given finger for a specific reason - that will be much more positive than the habitual wearing of jewelry.

Madame Reminds
*Any time you wear
a ring, you are
affecting the en-
ergy of your hand.*

Wedding rings are a notable exception to this, but not really. When someone is wearing a wedding ring, which is typically on the Apollo finger, the finger that deals with relationships, if that wedding ring is tight and the skin underneath it is red and inflamed, that is very often a sign that there are issues within the marriage. Most people will wear their wedding band on their non-dominant hand and in that case, again, it is affecting the energy that they are drawing in to them. It's affecting how they are ready to receive the love from that relationship.

To observe what any ring might do, you are going to want to look at the stone in the ring, the color of that stone, and in some cases, the design if it's unique. For instance, just going on color, stones that are red in color will affect passion, sexual energy, and give a certain intensity to energy. A red stone worn on your Jupiter finger will somehow add intensity, either to the career energy that you are

sending out or that you are drawing in. If you are wanting to make a very powerful impression at a meeting, wearing a red ring on the dominant Jupiter hand or Jupiter finger will help to empower your message and send it out, but be aware that red is also very intense and it may somehow intimidate people.

Orange and yellow stones are health and tension related. They deal with base needs, things like money and well being. Green is the stone for love. Pink has also become associated with love. So if someone was trying to attract a job, for instance, that they love, they might want to wear something green or something pink on their non-dominant Jupiter finger. On the other hand, suppose you wanted to communicate to someone using pure love. If you wanted them to feel what you are trying to send to them, putting a green or a pink ring on your pinkie of your dominant hand will help to empower that energy.

Blue is for communication – in general, verbal communication. If you are trying to attract open communication in your work environment, wearing a blue stone on your non-dominant Jupiter finger will help to attract that kind of communication. Adding a blue stone to your Apollo finger will help attract open communication in your marriage and in your relationships.

Purple stones are for psychic or intuitive empowerment. A purple stone worn on the non-dominant pinkie will attract psychic communication, psychic information.

Madame Reminds
If the wedding ring is tight and the skin underneath it is red and inflamed, that is very often a sign that there are issues within the marriage.

Madame Reminds
Things like hematite, solid pewter bands, lead bands, or solid silver bands tend to have a grounding effect.

Rings that are worn out of habit can restrict the energy if somebody always wears them. Over time it's kind of like a clogged pipe.

Other types of rings are things like puzzle rings or rolling rings, the kind of rings that have a section on it that keeps moving. You'll find very often if you are out in the world and you see somebody who wears a rolling ring, you'll probably find that they have some kind of agitation or frenetic perpetual motion in the area of their life that the particular finger they wear it on deals with.

One of the trickiest rings to wear is a thumb ring, considering that the thumb is connected to the Mountain of Venus, the life energy, the overall dynamic energy in your life. If you wear a ring on your thumb all the time you are restricting that overall life energy flow.

Grounding rings, things like hematite, solid pewter bands, lead bands, or solid silver bands tend to have a grounding effect. If you were trying to restrict or ground energy that's coming in you would wear the ring on the appropriate finger of your non-dominant hand. If you're trying to ground the energy that's going out, you're trying to restrict the flow for instance; you would wear the ring on the appropriate finger of the dominant hand. In a right-handed person, somebody who finds that they talk too much, a grounding ring on the right pinkie will help prevent them from giving away too many of their secrets.

Puzzle rings are really dynamic symbols. If you have a nice puzzle ring, something you actually enjoy wearing, and you are trying to sort something out in your life – let’s say you are trying to make a huge decision, (remember your Saturn finger is about life decisions and balance and judgment,) wear that puzzle ring on the non-dominant Saturn finger for awhile and see what happens. Move it after a few days or a week to the dominant Saturn finger. You’ll probably find that you’ll make some rather powerful break throughs in the decisions that you are trying to make in your life.

One of the rings that I have is a star and moon ring. It is a silver ring that has a star on one side and the moon on the other. For me it represents balance, it represents a balance of forces – the day and the night, the conscious and the unconscious. It’s an excellent ring to wear when trying to balance, when trying to reach some kind of middle ground or some kind of a point of stasis.

White rings can be just about anything, but typically white stones, including diamonds, are thought of as being for purity or healing. They empower all the colors at once. You could argue that diamonds are, in fact, a clear stone and therefore don’t necessarily carry a specific vibration of their own. Diamonds do tend to have the lowest magical or vibrational frequency, and are best avoided for this sort of work.

Madame Reminds
Puzzle rings can help you sort out confusing issues in your life!

If I have something important going on in

Madame Reminds
Changing the jewelry that you are wearing is one way of changing the energy of the hand.

my life and I want to make or give an impression or I want to protect myself against something or attract something special, I will always make a point of going to my jewelry box and finding the appropriate ring. The rings don't have to be expensive; they don't have to be gold. In fact, on a magical level silver will conduct that kind of energy, better than gold.

Over time you may want to go out and collect a series of rings, so that you have different rings for each finger in different colors. There are actually rings out there where you can replace a glass colored chip in the ring and change it. Those are ideal for this kind of energy adjustment.

Changing The Hand

Changing the jewelry that you are wearing is one way of changing the energy of the hand. But suppose you are dealing with somebody, you're looking at their palm and their Mountain of Venus is just a mess. Or their Mercury finger is really crooked and they always have a hard time communicating. Keeping in mind that everything is basically a metaphor for something else – your hand is a metaphor for your internal state or a representation of your internal state – likewise, your internal state is a metaphor for your hand.

There are several ways to change. You can

change your physiology, which will change your emotional state and your mental state. For instance, if someone is very sick and they get healthy, that seems to create a change in their mental or their emotional state. However, if someone is physically ill and they make a dynamic enough change in their mental or emotional state, for instance having a religious experience, they can heal physically as a result.

It is the same thing with palmistry. You can change your hands in two basic ways. One is to make physical changes like rings or nail polish or shaping the nails differently. By shaping the nails you can in essence change the shape of the fingers. But you can also change your hands on an etheric level. That is simply by looking at your hands and imagining your light body sort of over-lapping the hand and slowly making adjustments in the light body to change the hands of light until they match what you would like them to be.

In other words, let's say that Mercury finger was really crooked and you know you are having a hard time communicating. You would meditate on it or clear your mind and simply imagine your hand as being made of light. Then imagine straightening out that pinkie. It is true that your physical finger might not change, although over time it is possible to see changes in shape, lines and mountains. But if you continue to focus upon adjusting the energy of that hand in such a way that it compensates for or alters the path of energy through that Mercury finger, through that pinkie, you will begin to

Madame Reminds

If someone is physically ill and they make a change in their mental or emotional state, they can heal physically as a result.

notice positive effective changes in the way you communicate. That deals for both the dominant and the non-dominant hand; what you are receiving and what you are sending out; your past and well as your present and your future.

Madame Reminds
One of the few things I don't advocate to change the shape of your hand is acrylic nails. Madame just thinks they are TACKY!

Sometimes if you look in your own non-dominant hand and you see something on your Life Line or one of your other lines that indicates some trauma that you went through as a child, you know what it is and you know that on some level that it needs to change. If you begin by visualizing the lines, the mountains, the fingers being healed or changed in some appropriate way, you'll usually find that in a short amount of time you are able to have some sort of an epiphany or break through.

The energy of your hand is not a sentence, if you will, it is a reflection of the metaphor that you live every day. You can alter that metaphor and you can alter that story with the jewelry. People occasionally even drill holes through fingernails and put tiny little earrings on them or they glue jewels.

One of the few things I don't advocate to change the shape of your hand is acrylic nails. I don't particularly find them detrimental but they are an artificial addition and I'm not certain that the substance of which they are made is exactly the most appropriate for carrying spiritual or magical energy.

So as we prepare to part company, I invite you to take a moment to lift your hands up in

front of your face so that you can look at both your palms now. You can, if you like, then close your eyes and allow those hands to come to rest in your lap. But perhaps imagine your light hand staying up in front of your inner eyes.

If this is the first time you've read this text, or if it has been many repeat readings now, you can probably recall a time where you felt rather overwhelmed. Overwhelmed by the sheer amount of information and the number of variables that exist in those possibilities.

Just as a small child might feel overwhelmed by having to learn how to walk, how to move those muscles, how to make the nerves aware of the way the foot is being placed, how to hold ones balance and how not to become discouraged when one falls over. And children do this, because they do it in an honest, unconscious way, with no judgment, with no discouraging self-talk. They do it in a way that says, "I trust my experience. I trust my inner unconscious mind to guide me in just the right way".

And perhaps you can recall a time where that kind of overwhelm or doubt in your mind ultimately gives way to understanding and not only understanding a material that has been presented to you in such a way that you can easily repeat that material. But more importantly an understanding that allows you to use that information to understand and to discover new things that go even beyond those specific things you have been taught.

Madame Reminds

If this is the first time you've read this text, you probably feel rather overwhelmed. Keep going and you will get it!

And as you allow yourself to thoroughly enjoy taking that information into your mind and into your body, won't it be interesting to notice with some interest how when you finally just look at a hand and start to talk, the words come. They freely flow from the mouth. For a portion of your unconscious mind has heard all of these words, understood, listened and has really taken the time to thoroughly enjoy all that these words have had to share.

Your unconscious has a way of organizing many kinds of information, putting it together in a structure that allows you to have access to it in a random way that is appropriate to whenever one most needs it. So when one needs to remember something about math, it just comes. Or when one needs to remember something about cooking, that simply comes to one as well. For your unconscious mind also knows how to apply that kind of access to other kinds of information at just the right time, at just the right place and in just the right way for you now.

As you imagine all of these words being recorded as unconscious notes and allow yourself to slowly re-orient back to the room in which you are sitting or wherever you happen to find yourself reading these words, you have had an opportunity to learn in various ways. By seeing pictures, by reading words, by looking at and touching your own hand. And over time, hopefully, the hands of many others will come to you for some kind of easy understanding about who they are.

**Madame Reminds
*Your unconscious has a way of organizing many kinds of information, putting it together in a structure that allows you to have access to it.***

When you take the time to open your eyes and really look at their hand, remember that you are looking into someone. Above all else, if you do a reading for someone else – remember that you should do no harm to them and that you should keep in mind to present the information to them in a way that is both gentle and respectful and that is likely to be perceived well.

If you look at somebody and go “Well, you’re shallow”, they are probably not going to take that very well! If you look at them and say, “Well, other people have a hard time getting close to you,” they might receive that a little bit better. Point blank, if they stop listening, there is no point in your talking and telling them what you see.

So be respectful, be well, and remember, the future and the past are right in the palm of your hand.

Madame Rants
***See you soon Baby
Dolls. Madame
hopes you had fun
with this ride...
Please wait until
the book comes to
a complete stop
before disembark-
ing!***

Appendix

On the next few pages we see some pictures of hands of real people who the author knows and who volunteered to be included in this appendix in order to allow you a variety of hand examples.

You will find some minor analysis of each hand, and notes of the more interesting things in each picture. Please keep in mind that these “readings” are in no way comprehensive and in any given hand there is usually hours worth of material to comment upon.

A technical note: These pictures were taken with various cameras and with various degrees of help, often by the person whose hand appears in the example. As such, the quality of the images varies. In addition, each image was clipped out of the background to give you a consistent neutral background free from visual distraction. In that clipping process, occasional snips or bits were taken from the edges of the original image. In such cases, it may have changed a finger shape or some detail of the hand. In instances where such distortions have occurred, the formation has been left OUT of any analysis of the hand.

The Author wishes to give special thanks to: Alan, James, Rose, and Rick for their help with this project!



Know: this person is a professional massage therapist, one with a great deal of intuitive talent.

This picture shows a relatively square hand, with generally straight fingers suggesting a good energy flow. (1) Large Mountain of Venus indicates good life force. (2) Note the Life Line is clipped short, or has a break, which is in essence made whole by the Fate Line. This suggests a major life change, during which he found a new life path, and as such, it completed his Life Line and made it much grander and larger as a result. His Mountain of Luna is a bit under-developed, suggesting he is not using his intuitive or creative side enough. (3) The extra line originating from his Mountain of Luna suggests tapping into that energy, and when that line touches his fate/life line, no doubt he will finally have integrated his spiritual and intuitive life path with his physical.



The right hand shows a lot more stress and strife at the moment, LOTS of little lines all over the place. (4) Note especially the tiny bit of Fate Line, (5) and the difference in the structure of the Life Line. 6 the lines on the lower phalange of the thumb suggests confusion with regards to what he wants.

As this person manages to integrate some of the direction he found in his past, with where he is at right at this very moment, I expect many of these fine, stressful lines will vanish.



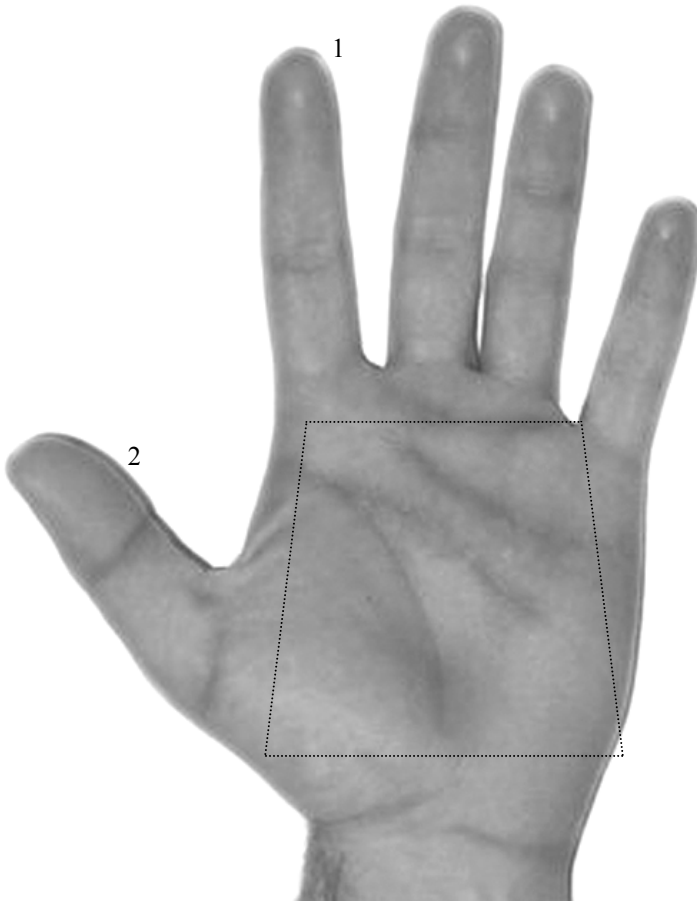
Some neat line structures here! (1) The presence of a second heart line, indicates an amazing emotional artistic soul. Often guided more by passion than reason, and with a drive to help other people; he is able to take anything he does for love, and turn it in to success, as the upper heart line ends on Mountain of Jupiter. (2) His Head Line crosses his entire hand showing someone with a lot of intellect, and enough intelligence to balance out the emotion. This headline is joined with an extra line originating from the Mountain of Mars Lower, showing a profound desire to help others. (3) A tiny bit of his fate line lays stuck between his Head Line and his Heart Line, which suggests some long delayed life goal that still hangs in the wings.



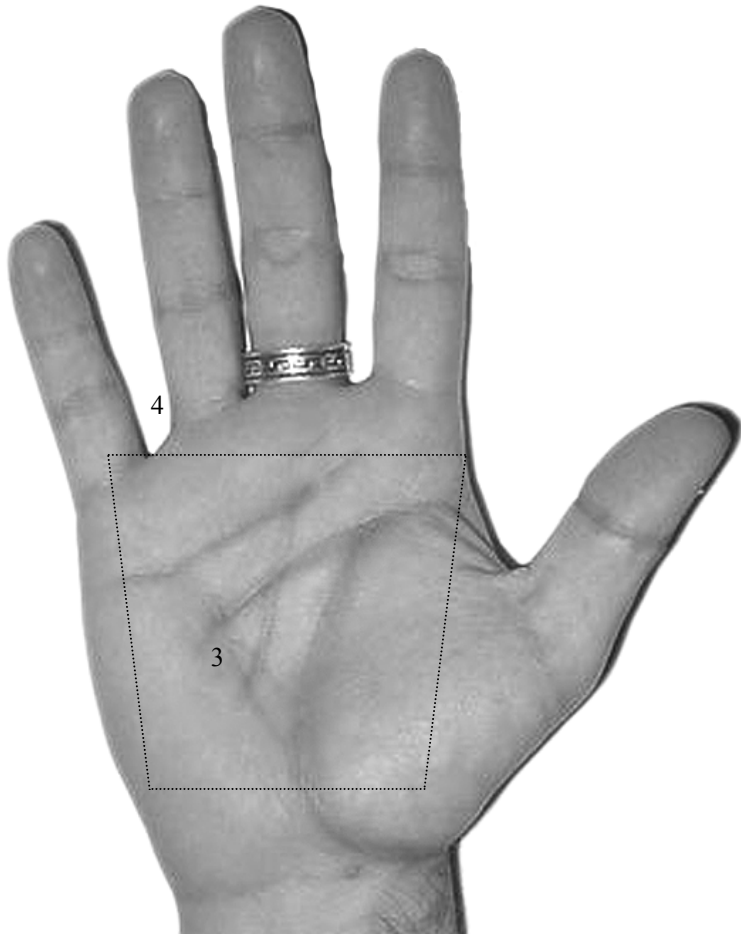
On his right hand we see the upper Heart Line has become a fragmented Venus Girdle (4) and the Head Line has developed the Reader's Fork. (5)

Note as well, the development of a new line from the Mountain of Luna (6), and the presence of a more defined Fate Line which almost joins this Luna line. This suggests using more and more of his psychic ability (this man is among other things a talented professional psychic) and tying that into his fate or life path.

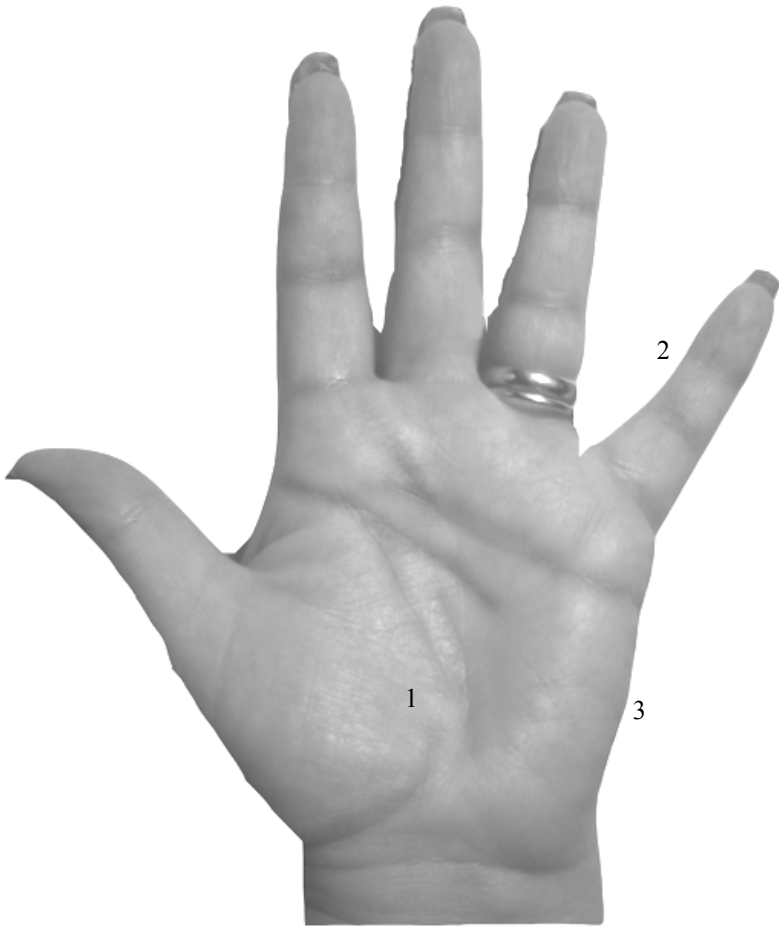
The changes in the hand from left to right suggests someone who has mastered his passion, and has it under control WITHOUT allowing it to be smothered.



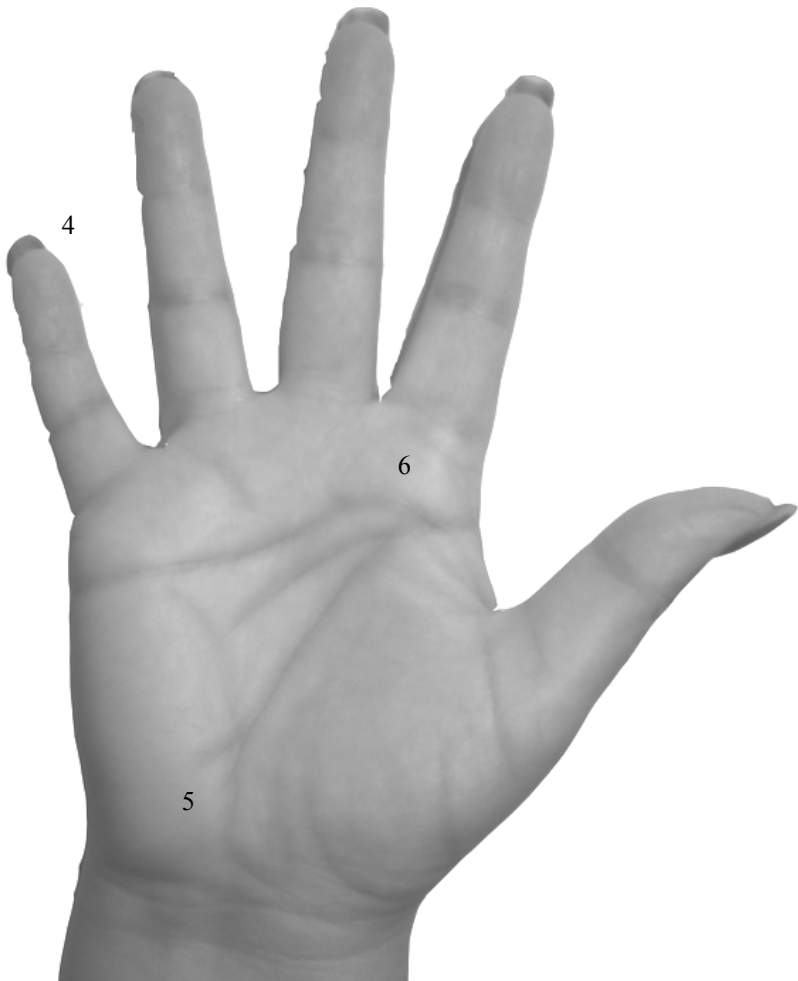
A water hand, for the most part; you might notice the OTHER hand being more airy. This guy can TALK. (1) Notice the finger tips are buffed smooth and shiny. This suggests a spiritual person who feels the need to analyze his spirituality to a degree of purity that could be almost manic. (2) The “will” portion of the thumb is a bit smaller and stubbed compared to the “ideas” which suggests a tendency to have great intentions and yet often burn out. The lines over all are shallow and light in this hand, suggesting that, compared with the dominant hand, this person was fairly worn out in his past life, and often found things required a lot more physical effort.



(3) The presence of a Fate Line in this hand shows us that this person has a sense of direction in his life now. Notice the Fate Line originates from the Mountain of Luna, showing a new connection to the psychic, unconscious and magical side of life. Notice too, that a small line comes up from the Life Line, and blocks this Fate Line from contacting Luna completely. This shows a conflict between his logical/rational mind and his unconscious that must be further resolved if these energies are ever to be used completely. (4) In both hands, the pinky is set off to the side apart from the other fingers, suggesting the person separates their intellect and ability to communicate from the rest of their lives. They are a talker, BUT sometimes they do not integrate what they SAY with how they live.



The hand shape itself vacillates between earth and air, but with fire fingers. The fingers taper to points. Note, this lady files her nails off flat, an unconscious effort to balance out or ground her natural psychic gifts. (1) A major break in the Life Line, healed by a sister line which also runs the path of a small Fate Line, shows a major life change, healed by her new goals and path, that ultimately left her life in tact and at the same level as before. (2) Slight waisting to her pinky on the middle phalange shows a tendency to bite her tongue when it comes to saying what is on her mind. (3) Note the Mountain of Luna, Mars Lower and Mercury are almost one continuous area, indicating a person who can use the intuitive, empathetic and communication abilities together to help others. Her tendency to stifle her words is her only set back.



In her dominant hand, notice how the pinky is shorter, a further indication that she is not getting her “message” out to enough people. (5) The little fork coming from Luna shows her life itself is being drawn further into the world of the unconscious. Were it not for that little line that intersects and then travels up the hand, it might be possible to be given to great impracticality, but she has this to balance her out. (6) The Heart Line actually touches the Head Line which indicates a unity of heart and mind, and in essence a special type of “Reader’s Fork” without the fork.



Leaping Lizards Publishing

Explore these other wonderful books and CD's Available



Madame Gorgonzola's First Book **TAROT WITH 'TUDE**

If you have wanted to learn how to read Tarot, this new book has all the information, and all the 'Tude you could ever ask for!

A new book, published by Leaping Lizards Publishing, Madame Gorgonzola's Tarot With 'Tude is a fun filled, but amazingly thorough exploration into a SYSTEM of Tarot. In this book, you will learn the principles on which the Tarot cards are based, and how to apply those principles to ANY deck.

160 Pages, with several illustrations, this book has ALL the secrets and is based on the material from the Tarot on Tape/ CD audio set. Presented in a rather lighthearted tone, this book

includes riotous commentary by Madame Gorgonzola and makes learning Tarot Fun!

Ready to learn from a professional, and an old lady with lots of ATTITUDE?

Tired of those postage stamp sized books that say "This card means this" and never tell you WHY?

Ready to learn a system of Tarot that you can apply to ANY deck, even regular playing cards?

Well, you're reading ABOUT it right now!

Buy the book, or Madame Gorgonzola goes HUNGRY!

\$15.95



STOP SMOKING *Naturally*

One of our long line of self help, self hypnotic audio recordings.

- Breathe IN HEALTH
- All natural
- Support OTHER smoking cessation method

The Stop Smoking Naturally set is designed to help you explore the consequences of smoking as well as the valid reasons YOU HAVE for being free of smoking. Once you have explored your own smoking habit and developed the proper change solutions through the use of the special booklet and side two of

this recording set, you will be TRANCE-formed through the two unique hypnotic audio inductions into the world of the non-smoker.

The process of releasing smoking from your life is not always a pleasant one, and you SHOULD not attempt to use this tape set unless

YOU ARE READY, WILLING AND ABLE to be SMOKE FREE...

These self hypnotic recording sets contain similar elements:

Section #1 is entitled “**How To Use a Hypnosis Tape.**” It will explain what to expect from the process of using a self hypnotic audio recording. **Section # 2** is a **Guided Exploration** of your desired change. It takes the place of a LIVE OFFICE VISIT and will help you set up your change for MAXIMUM EFFECT from the hypnotic audio recording. **Section #3** continues with some of the work booklet and conversational hypnosis you would normally receive in the office and **section#4** is the first hypnotic session. **Section #5 and Section # 6** are **unique individual trance sessions** which will allow you to access the powerful unconscious portion of your mind, to TRANCE-form your old behaviors into new and more productive thoughts, feelings, attitudes and ideas.

Our recordings feature the power of Double Induction Hypno-Stereo and are an experience of comfort and expanded awareness like few others.

\$39.95



Gaining Thinness

Without The Weight

CD set

Improve your attitude, confidence and commitment

Enjoy Exercising More options to safe weight.

All Natural puts YOU in charge!

In this amazing recording you will use the work booklet, the special hypnotic audio segments, and hypno-storytelling to focus your mind, your body, your emotions and your behaviors in the positive ways needed to be motivated to eat well, exercise and follow other recommendations from your physician.

Your Unconscious Mind can help you to **Gain the Thinness** you seek for your health and well being. You should **ONLY** use this recording if you are ready to be and become the person you have been “weighting” to become all this time, and release that which you no longer need to be heavier than is healthy.

These self hypnotic recordings contain similar elements:

Section #1 is entitled “**How To Use a Hypnosis Tape.**” It will explain what to expect from the process of using a self hypnotic audio recording .**Section # 2** is a **Guided Exploration** of your desired change. It takes the place of a LIVE OFFICE VISIT and will help you set up your change for **MAXIMUM EFFECT** from the hypnotic audio recording. **Section #3** and **Section # 4** are **unique individual trance sessions** which will allow you to access the powerful unconscious portion of your mind, to **TRANCE-form** your old behaviors into new and more productive thoughts, feelings, attitudes and ideas.**Our recordings feature the power of Double Induction Hypno-Stereo** and are an experience of comfort and expanded awareness like few others.

\$29.95



**Leaping
Lizards
Publishing**

Quantity	Item Name	Total Price
	Tarot With 'Tude @ \$15.95 Ea	
	Stop Smoking Naturally CD @ \$39.95 Ea	
	Palm Reading Plain And Simple @ \$19.95 Ea	
	Gaining Thinness Without The Weight CD @ \$29.95Ea	
	Florida Residents add 6.5% Sales Tax	
	10% discount if you order 3 or more items	
	Postage	\$5.00
	Total	

To Order Visit www.LeapingLizardsPublishing.com

Or send form with Check or Money Order made payable to:

Leaping Lizards Publishing Company

P.O. Box 690036

Orlando, Florida 32869